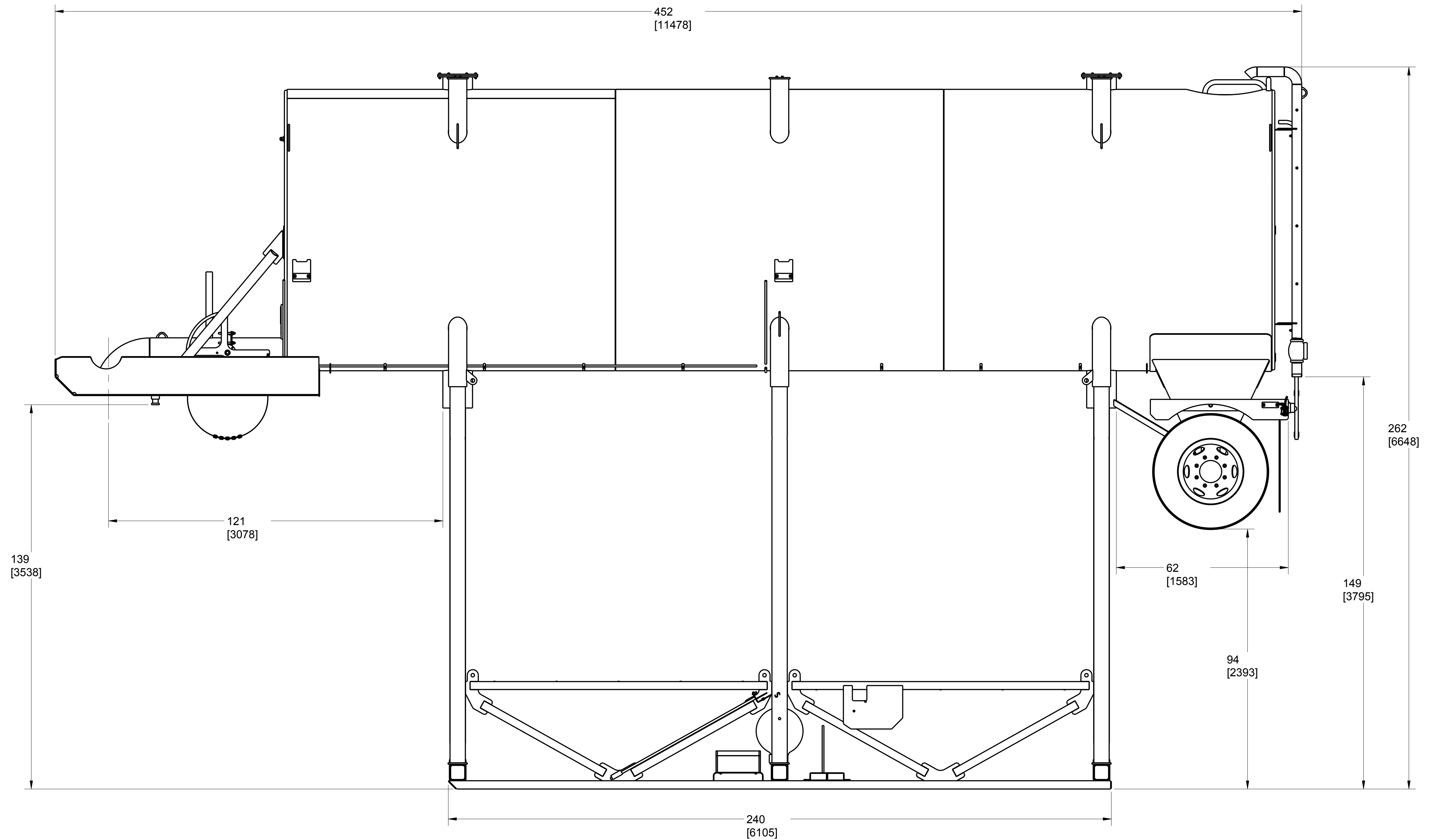
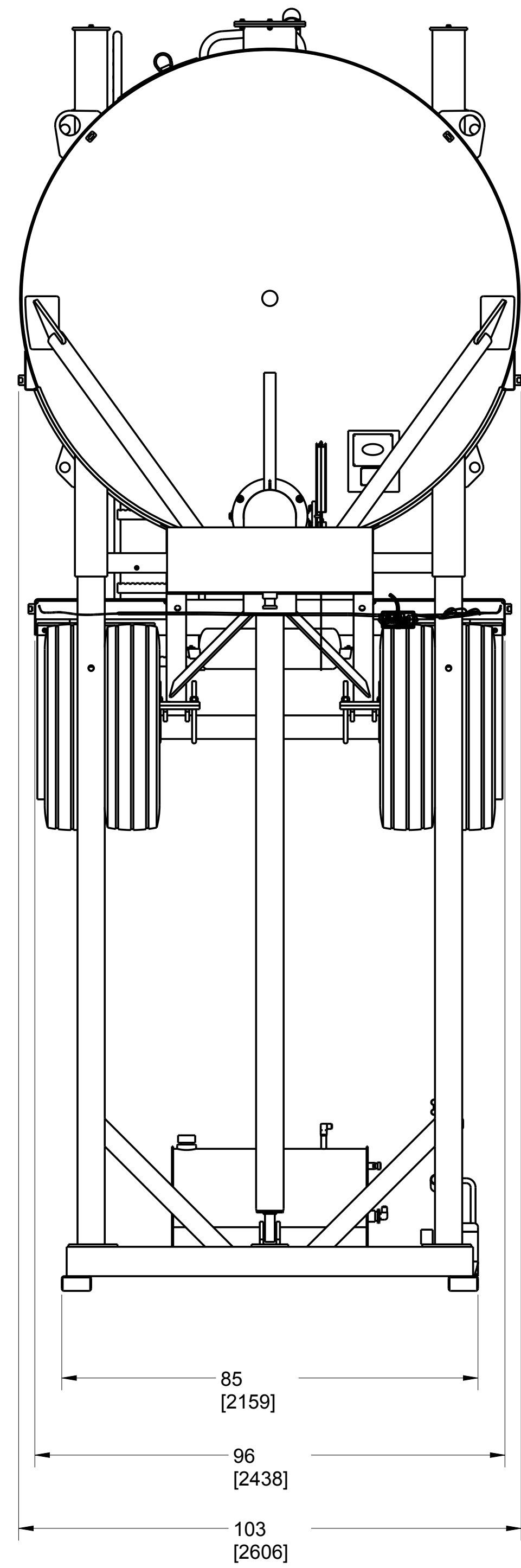


SHIPPING WEIGHT 24,000 LBS


**MEGA**  
CORP.  
700 Osuna Rd. N.E.  
P.O. Box 28146  
Albuquerque, NM 87125  
(505) 945-2961

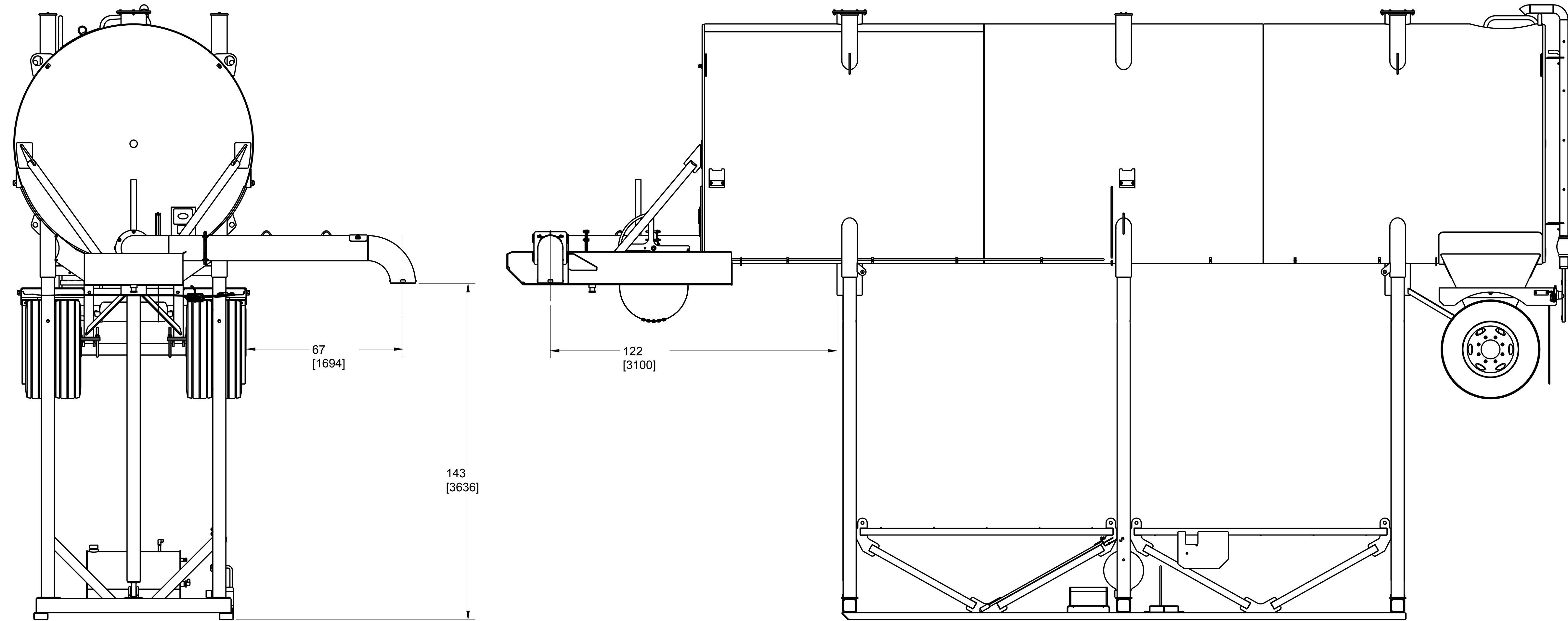
THIS DRAWING IS THE PROPERTY OF MEGA CORPORATION AND IS USED ONLY IN REFERENCE TO WORK PROPOSED OR CONTRACTED BY THIS COMPANY. IT SHALL NOT BE USED FOR ANY OTHER PURPOSE WITHOUT THE PRIOR CONSENT OF MEGA CORPORATION.

REVISIONS				TOLERANCE: UNLESS OTHERWISE SPECIFIED		
REV	DESCRIPTION	DATE	ECR	3 PLACES ± 0.010	2 PLACES ± 0.030	ANGULAR ± 1°
A	ADDED SHIPPING WEIGHT	APR-19-14	CJD	DWG. TITLE: MPT12 SHIPPING DRAWING		
B	NEW DIMS FROM 3D CAD MODEL	Jan-17-17	DSD	SCALE: NTS	DATE: Jan-17-17	DWG. NO. 037379
				DRAWN BY: DSD	SHEET 1 OF 1	




TANK SHOWN IN RAISED POSITION

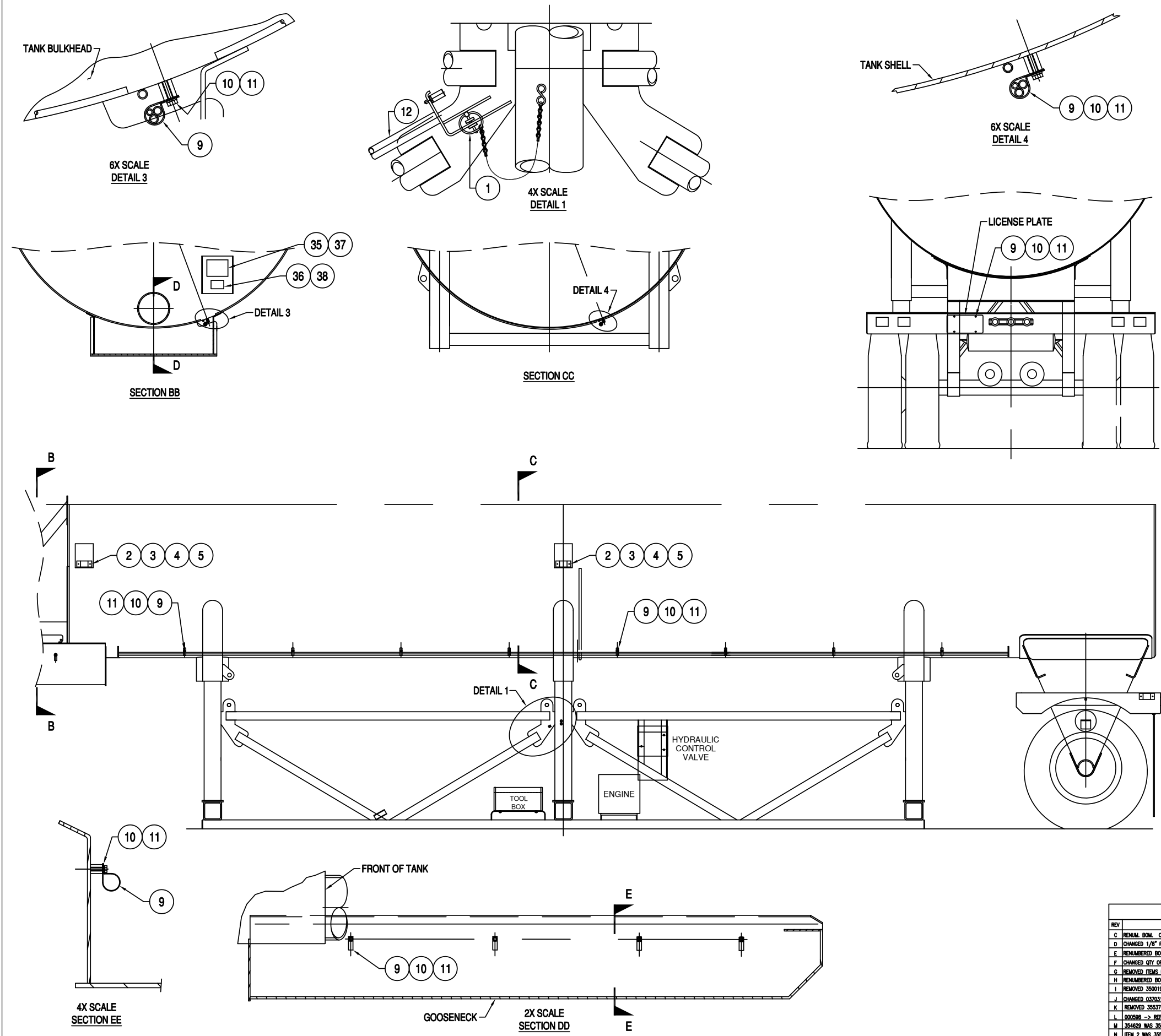
	700 Osuna Rd. N.E. P.O. Box 28146 Albuquerque, NM 87125 (505) 945-2961	THIS DRAWING IS THE PROPERTY OF MEGA CORPORATION AND IS USED ONLY IN REFERENCE TO WORK PROPOSED OR CONTRACTED BY THIS COMPANY. IT SHALL NOT BE USED FOR ANY OTHER PURPOSE WITHOUT THE PRIOR CONSENT OF MEGA CORPORATION.
	TOLERANCE: UNLESS OTHERWISE SPECIFIED 3 PLACES ± 0.010    2 PLACES ± 0.030    ANGULAR ± 1°	
DWG. TITLE: SALES DRAWING, RAISED, 12,000 GALLONS		
SCALE: NTS	DATE: Jan-18-17	DWG. NO. 051346
DRAWN BY: DSD	SHEET 1 OF 2	



### SIDE DISCHARGE OPTION SHOWN

ALL DIMENSIONS SAME AS STANDARD TANK  
EXCEPT WHERE INDICATED

	700 Osuna Rd. N.E. P.O. Box 28146 Albuquerque, NM 87125 (505) 945-2961	THIS DRAWING IS THE PROPERTY OF MEGA CORPORATION AND IS USED ONLY IN REFERENCE TO WORK PROPOSED OR CONTRACTED BY THIS COMPANY. IT SHALL NOT BE USED FOR ANY OTHER PURPOSE WITHOUT THE PRIOR CONSENT OF MEGA CORPORATION.
	TOLERANCE: UNLESS OTHERWISE SPECIFIED	
3 PLACES ± 0.010	2 PLACES ± 0.030	ANGULAR ± 1°
DWG. TITLE: SALES DRAWING, RAISED, 12,000 GALLONS		
SCALE: NTS	DATE: Jan-18-17	DWG. NO. 051346
DRAWN BY: DSD	SHEET 2 OF 2	



ITEM	PART NO.	PART NAME	QTY	REF	WT
1	354257	LYNCH-PIN, 3/16" W/CHAIN	1		STK
2	306117	CLEARANCE LIGHT, AMBER	4		STK
3	354647	SCREW, PAN 10-24 UNC X 0.75	8	353713	STK
4	354648	NUT, KLOCK 10-24	8		SPLY
5	350000	WASHER, FLAT #10	8		SPLY
6	350059	SCREW, CAP 1/4-20 UNC X 0.75	2	350057	SPLY
7	350023	NUT, HEX 1/4-20 UNC	2		SPLY
8	350001	WASHER, FLAT 1/4	4	350000	SPLY
9	300231	CLAMP, 1.00 I.D.	25		SPLY
10	350141	SCREW, CAP 3/8-16 UNC X 0.50	25		SPLY
11	350003	WASHER, FLAT 3/8	40	350000	SPLY
12	034386	SHEAR PIN PLACEMENT TOOL	1		STK
038223	13	046958	3" FILL PIPE, ONE PIECE	1	REF
051327	13	046958	3" FILL PIPE, ONE PIECE	2	REF
	14	046837	REAR FENDER WELDMENT	1	REF
	15	040189	AXLE WELDMENT	1	REF
	16	350016	WASHER, LOCK 3/8	4	350013 SPLY
	17	350029	NUT, HEX 5/8-11 UNC	6	350023 sply
	18	350284	SCREW, CAP 3/8-11 UNC X 1.75	6	350227 SPLY
	19	350006	WASHER, FLAT 3/8	12	350000 sply
	20	350148	SCREW, CAP 3/8-16 UNC X 1.75	12	350141 SPLY
	21	350025	NUT, HEX 3/8-16 UNC	4	350023 SPLY
038223	22	350231	SCREW, CAP 1/2-13 UNC X 1.50	16	350225 SPLY
051327	22	350231	SCREW, CAP 1/2-13 UNC X 1.50	20	350225 SPLY
	23	037610	RIM & TIRE ASSEMBLY	4	STK
	24	300240	MUD FLAP 3/8 X 24 X 36	2	300440 STK
	25	000598	FLAT BAR, A36 .25	2	REF
	26	046924	MPT12 EXTERIOR LADDER ASSEMBLY	1	REF
	27	355145	ANTI-SEIZE, CAT PN 5P3931	1	SPLY
038223	28	046981	FLOAT ASSEMBLY WITH 3" FILL VALVE	1	REF
051327	28	034389	FLOAT ASSEMBLY WITH 3" FILL VALVE	1	REF
038223	29	302457	VALVE, CLAYTON - 7100	1	STK
051327	29	302457	VALVE, CLAYTON - 7100	2	STK
	30	350233	SCREW, CAP 1/2-13 UNC X 2.00	8	350225 SPLY
038223	31	350027	NUT, HEX 1/2-13 UNC	12	350023 SPLY
051327	31	350027	NUT, HEX 1/2-13 UNC	16	350023 SPLY
038223	32	350005	WASHER, FLAT 1/2	36	350000 SPLY
051327	32	350005	WASHER, FLAT 1/2	44	350000 SPLY
038223	33	351417	NIPPLE, 3" SCH40 X 6" TBE	1	351415 STK
051327	33	351417	NIPPLE, 3" SCH40 X 6" TBE	2	351415 STK
	34	036655	AIR TANK ASSEMBLY	1	STK
	35	303229	MEGA NAME PLAQUE	1	STK
	36	048512	INSTRUCTION, ID TAG STAMPING	1	REF
	37	307166	POP RIVET, BLIND 1/8"	4	SPLY
	38	307167	POP RIVET, BLIND 5/32"	4	354475 SPLY
	39	037031	RETAINING CAP ASSEMBLY	2	REF
	40	304217	HYDRAULIC CYLINDER ASSEMBLY	2	STK
	41	354337	COTTER PIN 1/8 X 2 1/2	8	352842 SPLY
	42	034808	ROUND BAR, 4140HT, 1.5"	4	STK
	43	018021	TUBE ASSEMBLY	6	REF
	44	350230	SCREW, CAP 1/2-13 UNC X 1.25	12	350225 SPLY
	45	037034	ENGINE & PUMP MTG ASSEMBLY	1	STK
	46	036881	HYDRAULIC VALVE ASSEMBLY	1	STK
	47	350067	SCREW, CAP 1/4-20 UNC X 2.50	2	350057 SPLY
	48	354629	3/4" PIPE PLUG	1	350849 STK
	49	302624	FILL CAP ASSEMBLY	1	STK
	50	302918	TANK MOUNTED STRAINER	1	STK
	51	303567	FLOW SIGHT	1	STK
	52	352454	AERO-2024-16-12S	1	352433 STK
	53	352551	AERO-2025-12-12S	1	352536 STK
	54	350143	SCREW, CAP 3/8-16 UNC X 0.75	2	350141 SPLY
	55	302997	BOX, STORAGE	1	STK

REV	DESCRIPTION	DATE	ECR
C	REMOVED BOM, CHNGD MARKER LIGHTS TO LED. REMOVED REFLECTORS	Dec-29-11	JER
D	CHANGED 1/8" PIPE TO 1/4"	Oct-25-08	NON R.
E	RENUMBERED BOM, REPLACED FILL PIPES WITH 046958, (ONE PIECE)	Jan-29-13	013021
F	CHANGED QTY OF 300231, 350141, AND 350003	Feb-22-13	13030
G	REMOVED ITEMS FOR REV AND DISCHARGE PIPE INSTALL	Apr-16-13	13046
H	RENUMBERED BOM	Apr-26-13	030
I	REMOVED 350019, ADDED 350029	Jul-19-13	030
J	CHANGED 037031 TO REF	Aug-12-14	14005
K	REMOVED 355374, 300241, 302607 & 034215. ADDED 046837	Oct-24-14	030
L	300598 -> REF	Nov-4-14	030
M	354629 MIS 350853	Jul-28-17	030
N	ITEM 2 MIS 355375	Aug-3-17	13082
O	046908->048512	26-Nov-17	YES

PRODUCED FROM 034222, 034387

700 USINA Rd. NE  
P.O. Box 26146  
Albuquerque, NM 87125  
(505) 345-2661

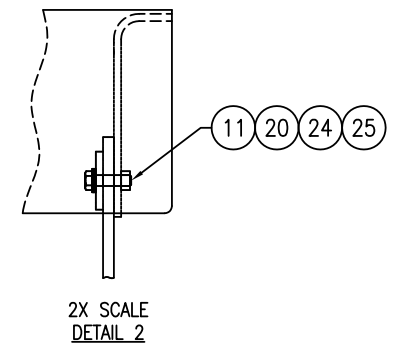
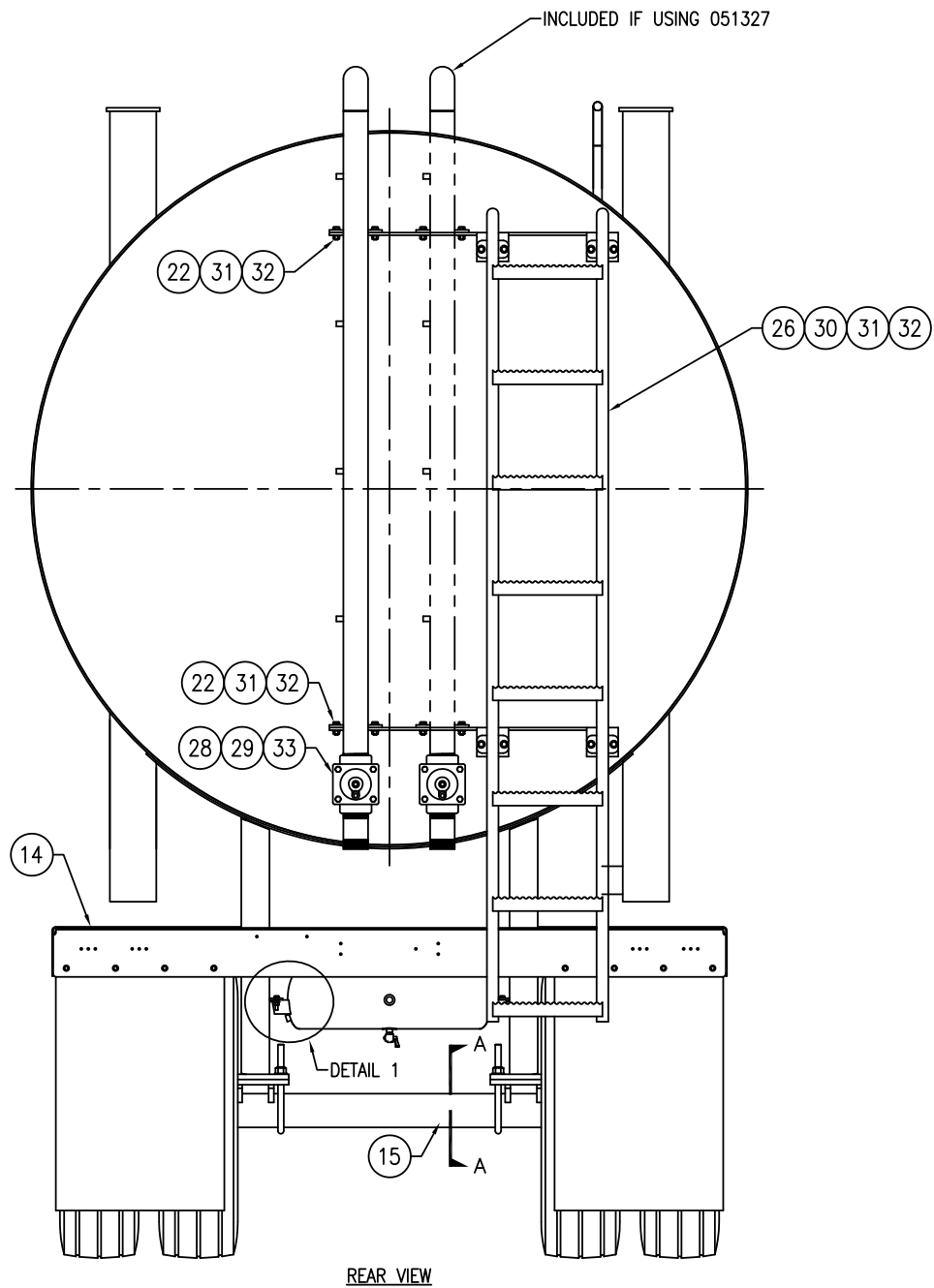
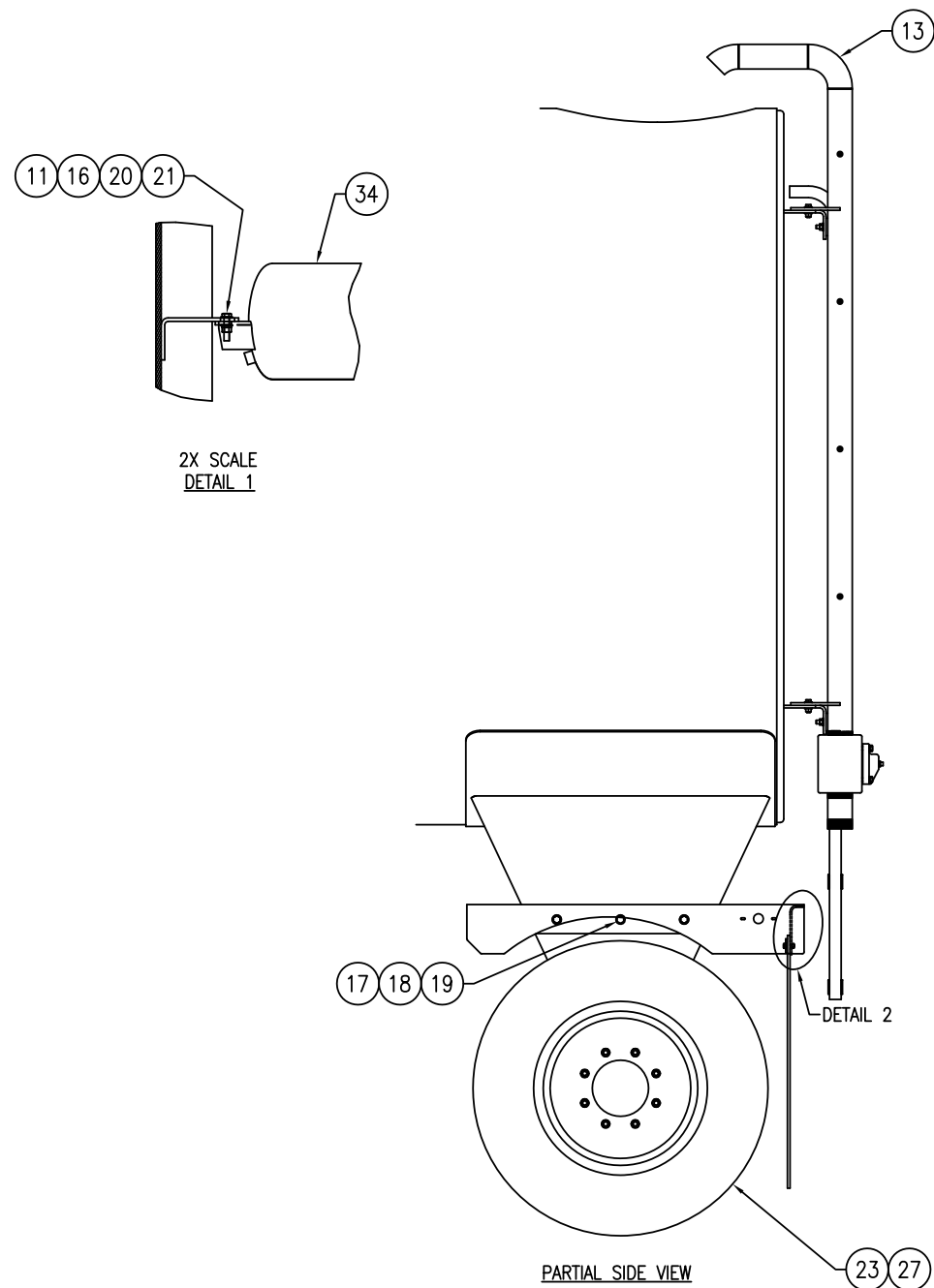
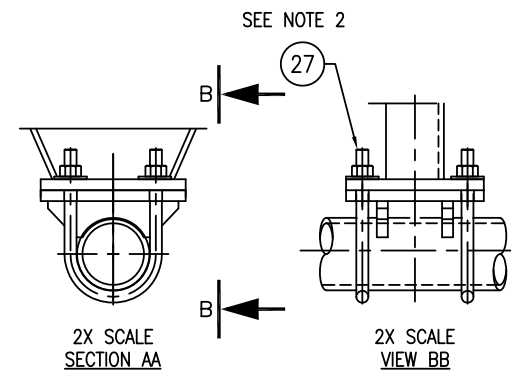
THIS DRAWING IS THE PROPERTY OF MEGA CORPORATION AND IS USED ONLY IN REFERENCE TO WORK PROPOSED OR CONTRACTED BY THIS COMPANY. IT SHALL NOT BE USED FOR ANY OTHER PURPOSE WITHOUT THE PRIOR CONSENT OF MEGA CORPORATION.

TOLERANCE: UNLESS OTHERWISE SPECIFIED  
3 PLACES ± 0.010    2 PLACES ± 0.03    ANGULAR ± 1°

DRAWING TITLE: MPT 12 BOLT-IN ASSEMBLY  
SCALE: NONE    DATE: 12-29-11    DWG. No. 038223  
DRAWN BY: JER    SHEET 0F 4

NOTES:

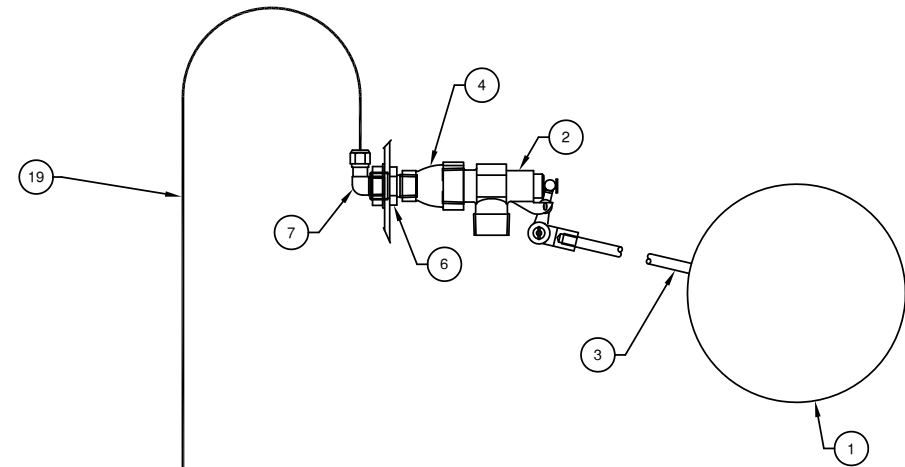
1. LUG NUTS FOR MOUNTING WHEEL RIMS ARE SUPPLIED WITH ITEM 040189, (AXLE WELDMENT). MOUNTING TORQUE FOR LUG NUTS IS 315 ft-lbs ± 30ft-lbs.
2. LUBE AXLE LUG NUTS AND ITEM 354973 (LOCKNUTS IN ASM. 040189), WITH 355145, (CAT ANTI-SEIZE).



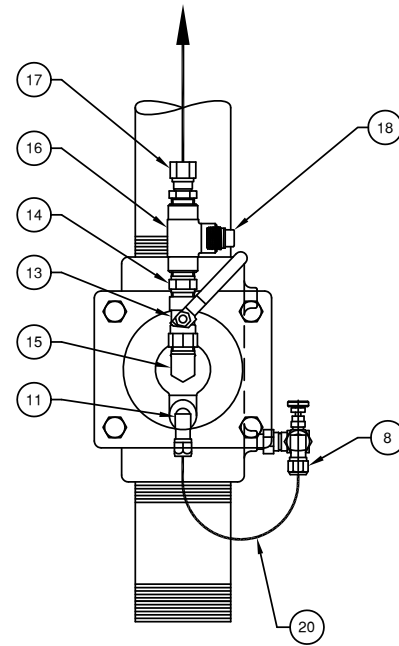
PRODUCED FROM 034218, 037023, 034820

		THIS DRAWING IS THE PROPERTY OF MEGA CORPORATION AND IS USED ONLY IN REFERENCE TO WORK PROPOSED OR CONTRACTED BY THIS COMPANY. IT SHALL NOT BE USED FOR ANY OTHER PURPOSE WITHOUT THE PRIOR CONSENT OF MEGA CORPORATION.	
700 OSUNA RD. N.E. P.O. Box 26146 Albuquerque, NM 87125 (505) 345-2661			
TOLERANCE: UNLESS OTHERWISE SPECIFIED			
3 PLACES ± 0.010	2 PLACES ± 0.03	ANGULAR ± 1°	
DRAWING TITLE: MPT 12 BOLT-IN ASSEMBLY			
SCALE: NONE	DATE: 12-29-11	DWG. No. 038223	
DRAWN BY: JER	SHEET 2 OF 4		

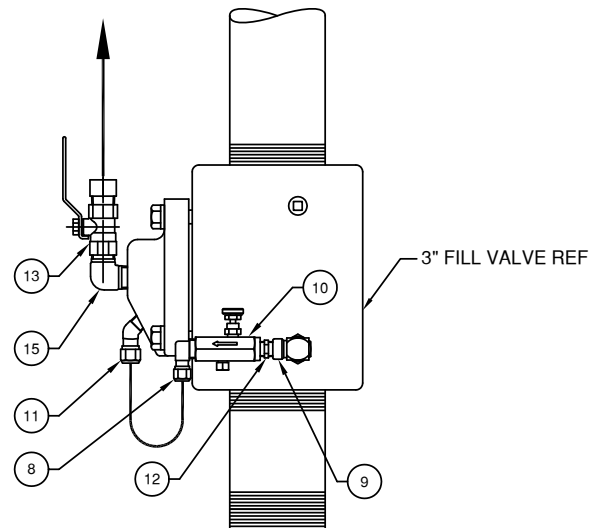
ITEM	PART NO.	PART NAME	QTY	REF NO.	IND. WT.
1	354259	BALL FLOAT	1		STK
2	303202	FLOAT VALVE-1" BRASS	1		STK
3	354422	3/8" ALL-THREAD X 7.00	1		STK
4	352706	BELL REDUCER 1/2" FPT TO 1" FPT	1		STK
5	355879	LYNCH PIN	1		STK
6	354258	CLAMPING STUD	1		STK
7	351088	AIR FTG 1469X8	1		STK
8	351082	AIR FTG 1469X6	1		STK
9	352892	AERO FTG 2089-6-4S	1		STK
10	300283	CONTROL VALVE, 1/4" NPT	1		STK
11	351124	AIR FTG 1480X6	1		STK
12	352467	AERO FTG 2083-4-4S	1		STK
13	301299	BALL VALVE, 1/2" FPT	1		STK
14	352472	AERO 2083-8-8S	1		STK
15	354037	AERO 2085-8-8S	1		STK
16	352858	AERO 2090-8-8S	1		STK
17	351072	AIR FTG 1468X8X8	1		STK
18	350852	PLUG, PIPE 1/2" SQ. HEAD	1		STK
19	351142	TUBING-Ø1/2" X 126"	1		STK
20	351141	TUBING-Ø3/8" X 12"	2		STK



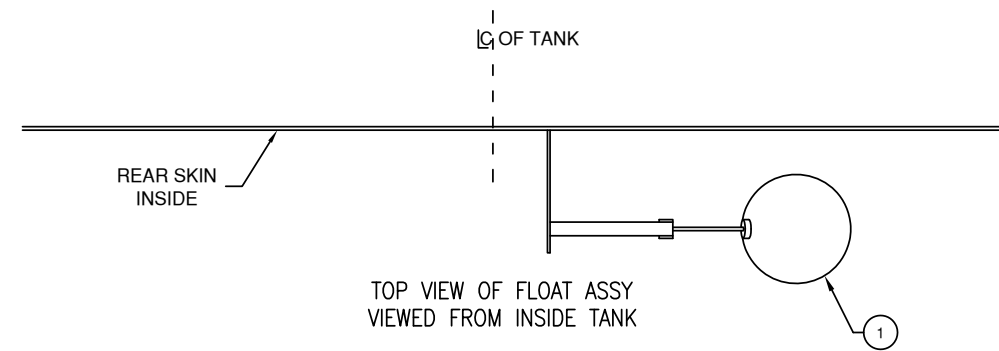
TO BULKHEAD FITTING AT  
FLOAT VALVE



2X SCALE  
FRONT VIEW

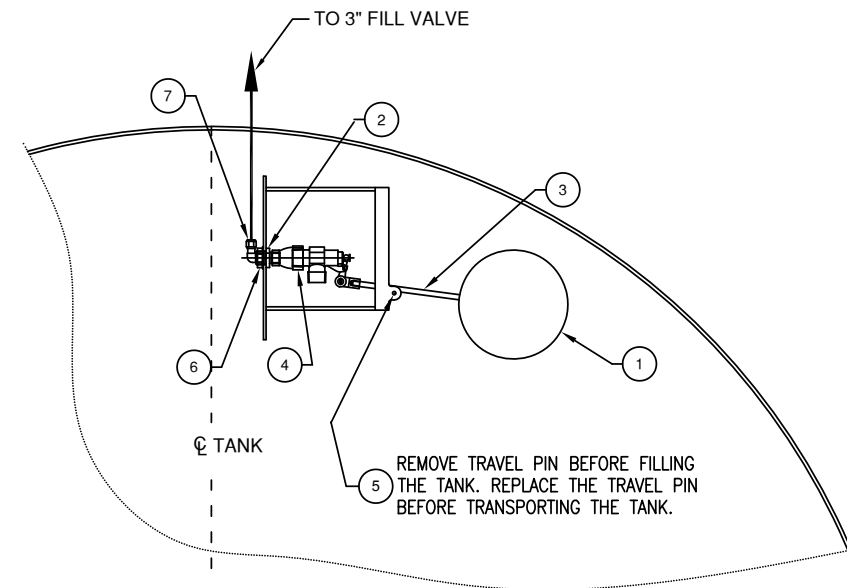


2X SCALE  
SIDE VIEW



REAR SKIN  
INSIDE

TOP VIEW OF FLOAT ASSY  
VIEWED FROM INSIDE TANK



REAR OF TANK  
VIEWED FROM INSIDE

REMOVE TRAVEL PIN BEFORE FILLING  
THE TANK. REPLACE THE TRAVEL PIN  
BEFORE TRANSPORTING THE TANK.

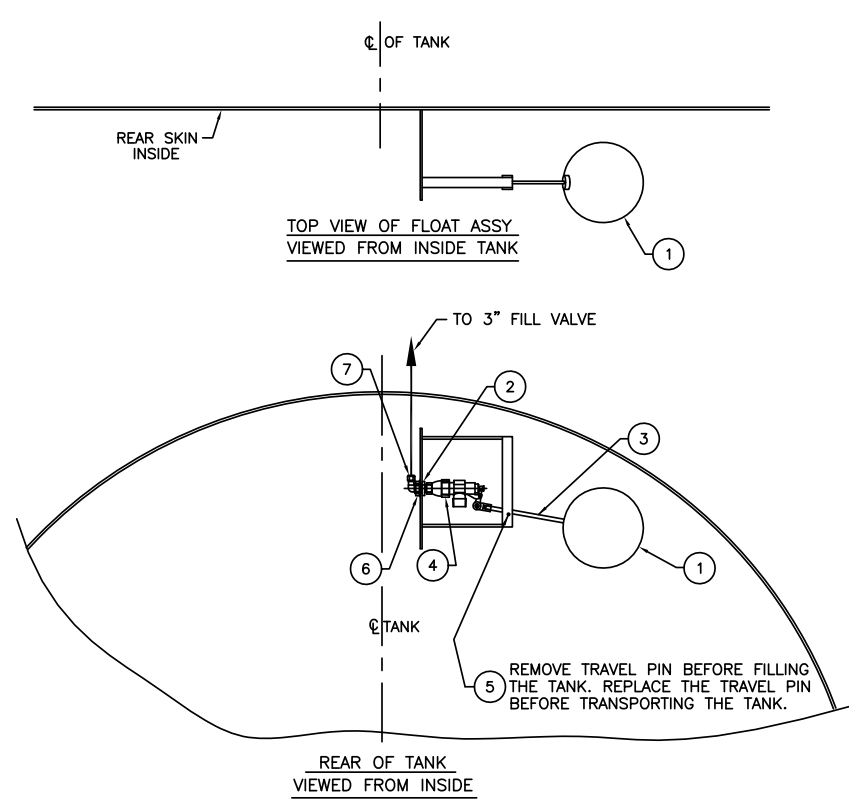
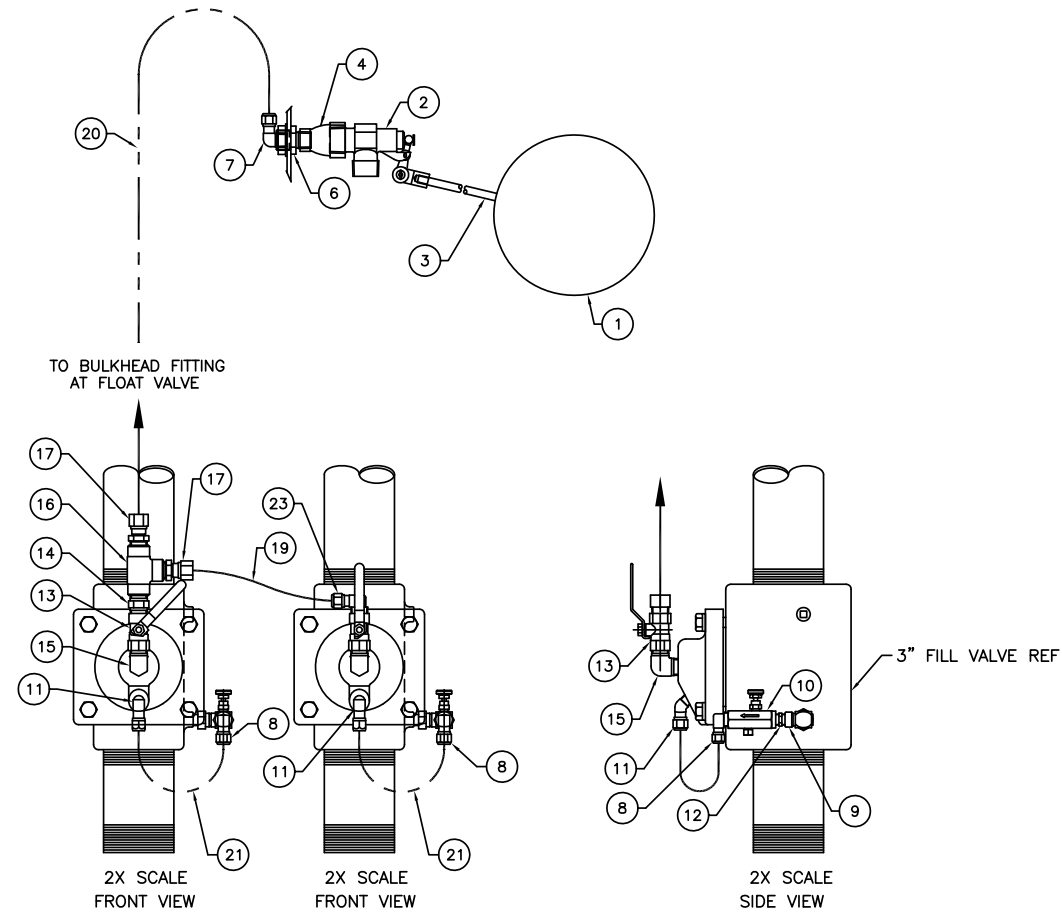
MADE FROM 034389

**MEGA** CORPORATION  
700 USANA Rd. NE  
P.O. Box 26146  
Albuquerque, NM 87125  
(505) 345-2661

THIS DRAWING IS THE PROPERTY OF MEGA CORPORATION AND IS USED ONLY IN REFERENCE TO WORK PROPOSED OR CONTRACTED BY THIS COMPANY. IT SHALL NOT BE USED FOR ANY OTHER PURPOSE WITHOUT THE PRIOR CONSENT OF MEGA CORPORATION.

REVISIONS				TOLERANCE: UNLESS OTHERWISE SPECIFIED		
REV	DESCRIPTION	DATE	APPROVED	3 PLACES ± 0.010	2 PLACES ± 0.03	ANGULAR ± 1°
A	#5 WAS 354337	4/17/15	15028			
B	CHGD. 354247 TO 355879	8/11/15	15021			

DRAWING TITLE:	FLOAT ASSEMBLY WITH 3" FILL VALVE	DWG. No.	046981
SCALE:	NONE	DATE:	Feb-01-13
DRAWN BY:	CJD	SHEET	1 OF 1



BILL OF MATERIAL

No.	Part No.	PART NAME	QTY	REF No.	WT.
1	354259	BALL FLOAT	1	354259	STK
2	303202	FLOAT VALVE-1" BRASS	1	354260	STK
3	354422	3/8" ALL-THREAD X 7.00"	1	354422	STK
4	352706	BELL REDUCER 1/2 FPT TO 1 FPT	1	352698	STK
5	355879	LYNCH PIN	1		STK
6	354258	CLAMPING STUD	1	354258	STK
7	351088	AIR FTG 1469x8	1	351079	STK
8	351082	AIR FTG 1469x6	2	351079	STK
9	352892	AERO FTG 2089-6-4S	2	352887	STK
10	300283	CONTROL VALVE-1/4 NPT	2	300283	STK
11	351124	AIR FTG 1480x6	2	351123	STK
12	352467	AERO FTG 2083-4-4S	2	351079	STK
13	301299	BALL VALVE, 1/2" FPT	2	301299	STK
14	352472	AERO 2083-8-8S	1	352465	STK
15	354037	AERO 2085-8-8S	2	354035	STK
16	352858	AERO 2090-8-8S	1	352855	STK
17	351072	AIR FTG 1468x8x8	2	351062	STK
18					
19	351142	TUBING-ø1/2" X 24"	1	351139	STK
20	351142	TUBING-ø1/2" X 126"	1	351139	STK
21	351141	TUBING-ø3/8 X 12"	4	351139	STK
22					
23	351091	AIR FTG 1469x8x8	1	351079	STK

REV	DESCRIPTION	DATE	APPROVED
A	CHANGED: ITEM 22 WAS 034232; DIMENSION 7.25 WAS 7.13; DELETED: ITEM 24, FLAT BAR; DETAIL & FLAT PATTERN OF 034232	1-29-03	RON R.
B	ADDED: ITEM 23, 351091	11-4-03	RON R.
C	MOVED ITEM 22, 037217 TO WELD ON DRAWING	3-24-04	RON R.
D	SEE ECR ST-151	7-25-05	RON R.
E	ITEM 5 354337 -> 355879	1-17-16	15021

**MEGA** 700 Osung Rd., N.E. P.O. Box 28148 Albuquerque, NM 87125 (505) 345-2661

THIS DRAWING IS THE PROPERTY OF MEGA CORPORATION AND IS USED ONLY IN REFERENCE TO WORK PROPOSED OR CONTRACTED BY THIS COMPANY. IT SHALL NOT BE USED FOR ANY OTHER PURPOSE WITHOUT THE PRIOR CONSENT OF MEGA CORPORATION.

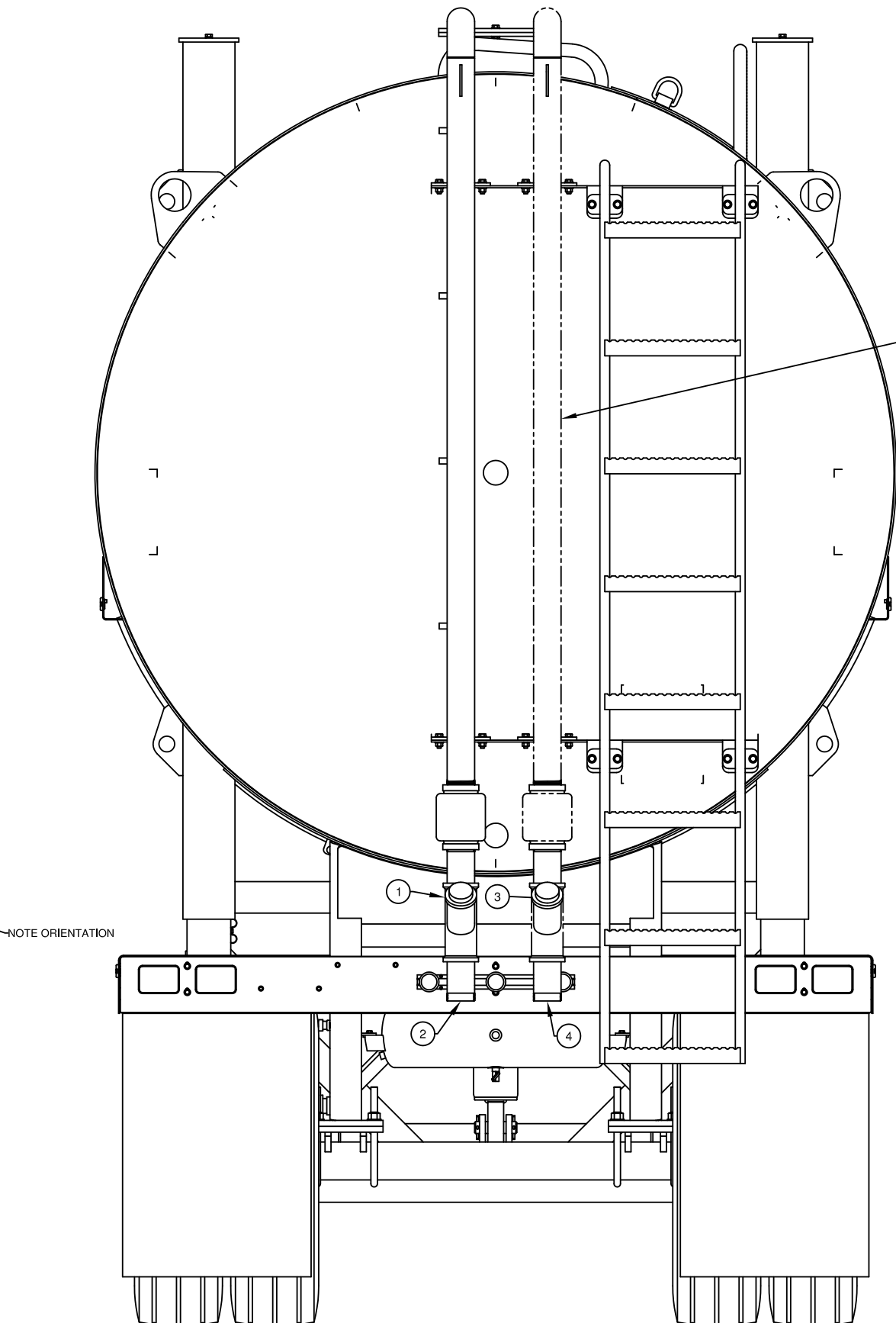
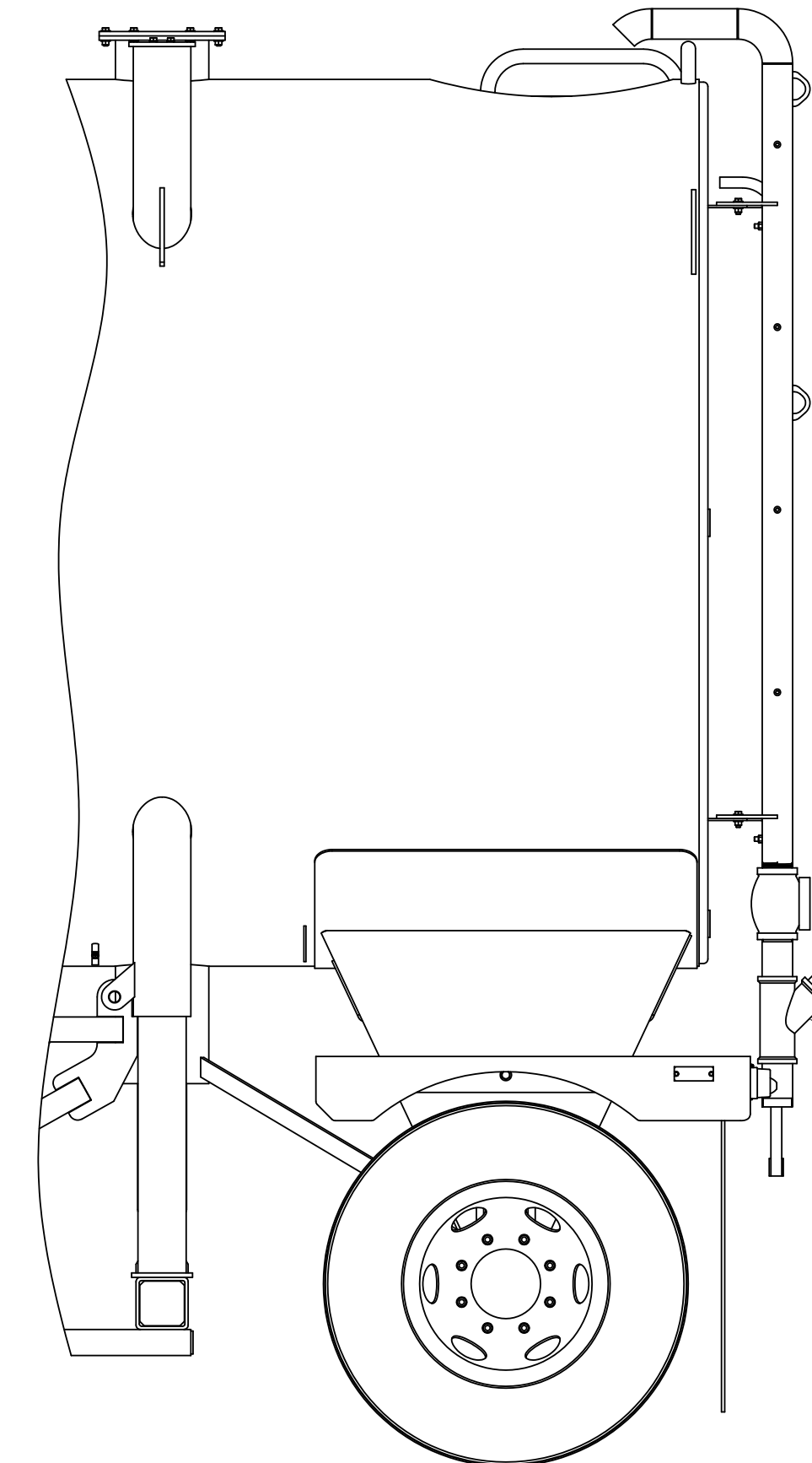
TOLERANCE: UNLESS OTHERWISE SPECIFIED  
 3 PLACES ± 0.010    2 PLACES ± 0.03    ANGULAR ± 1°

NAME OF JOB: MOBILE STAND TANK MPT12 ME  
 DRAWING TITLE: FLOAT ASSEMBLY W/ DUAL 3" FILL VALVES  
 SCALE: 1/8"=1"    DATE: 1-30-01    DWG. No. 034389  
 DRAWN BY: RON R.    SHEET 1 OF 1

\*IF EQUIPPED

BILL OF MATERIAL

No.	Part No.	PART NAME	QTY	REF No.	WT.
1	308762	WYE STRAINER, 3" NPT	1		STK
2	351417	NIPPLE, 3" SCH40 X 6" TBE	1		STK
3					
4					
052923					
3	308762	WYE STRAINER, 3" NPT	1		STK
4	351417	NIPPLE, 3" SCH40 X 6" TBE	1		STK



SECOND FILL PIPE OPTION

NOTE ORIENTATION

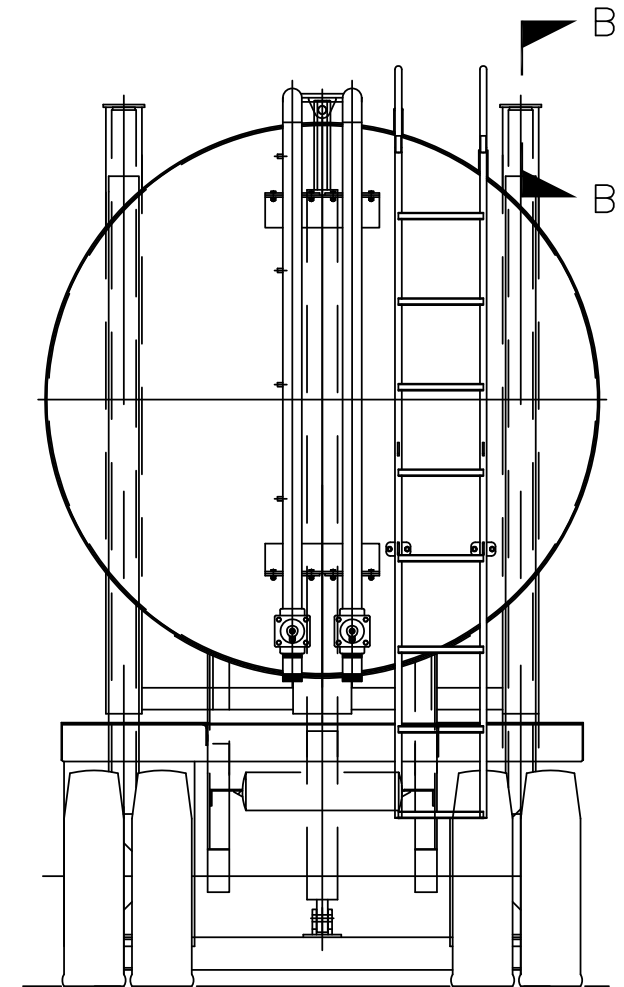
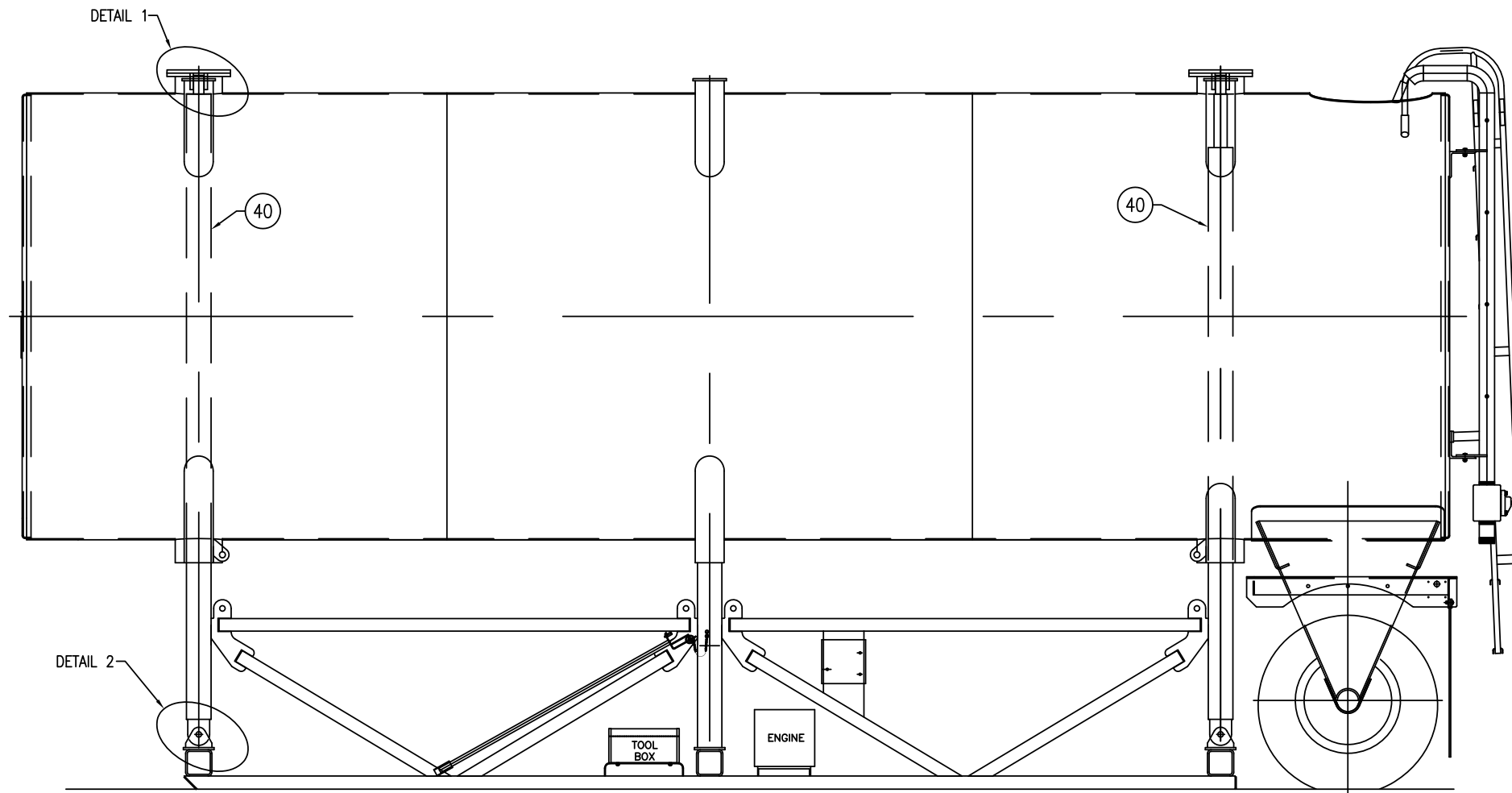
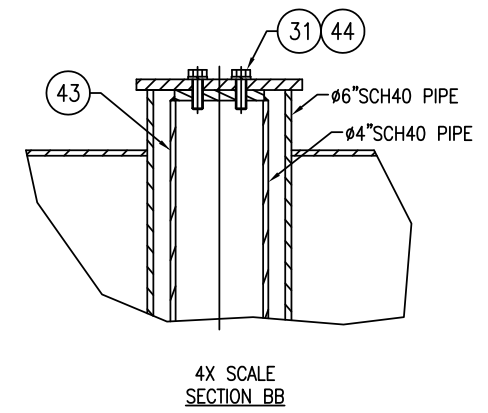
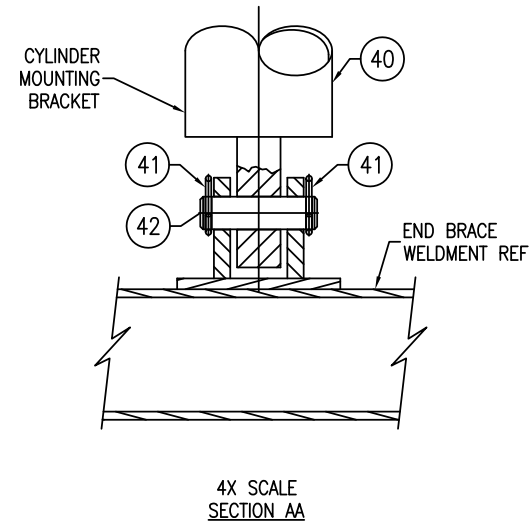
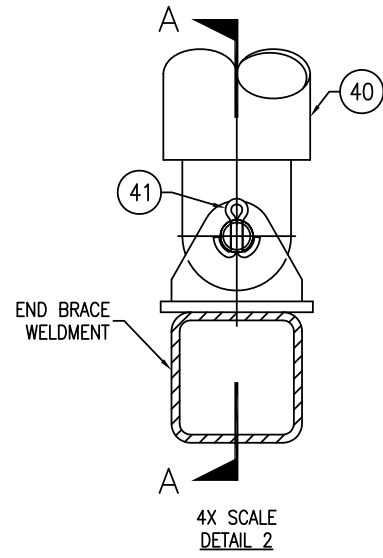
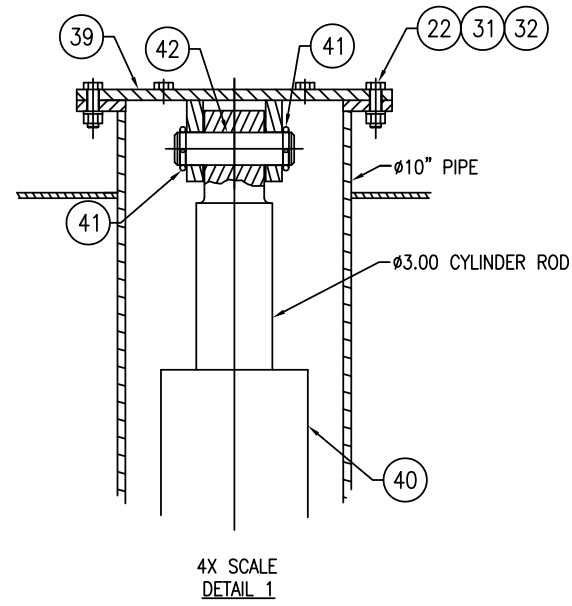
**MEGA** 700 Osuna Rd. N.E. Albuquerque, NM 87125 (505) 345-2661

THIS DRAWING IS THE PROPERTY OF MEGA CORPORATION AND IS USED ONLY IN REFERENCE TO WORK PROPOSED OR CONTRACTED BY THIS COMPANY. IT SHALL NOT BE USED FOR ANY OTHER PURPOSE WITHOUT THE PRIOR CONSENT OF MEGA CORPORATION.

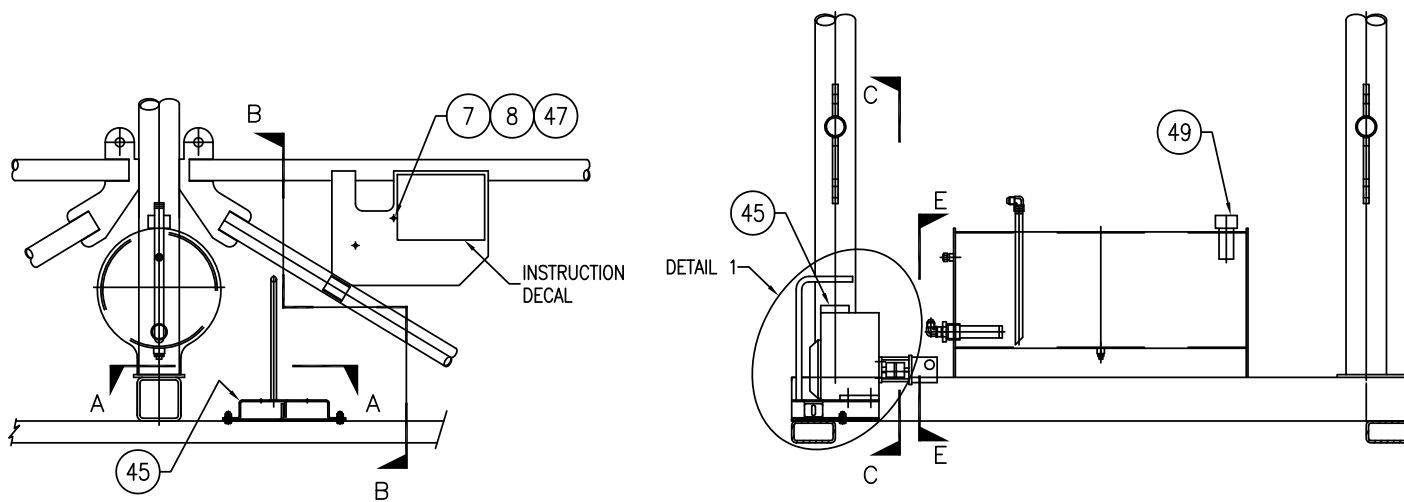
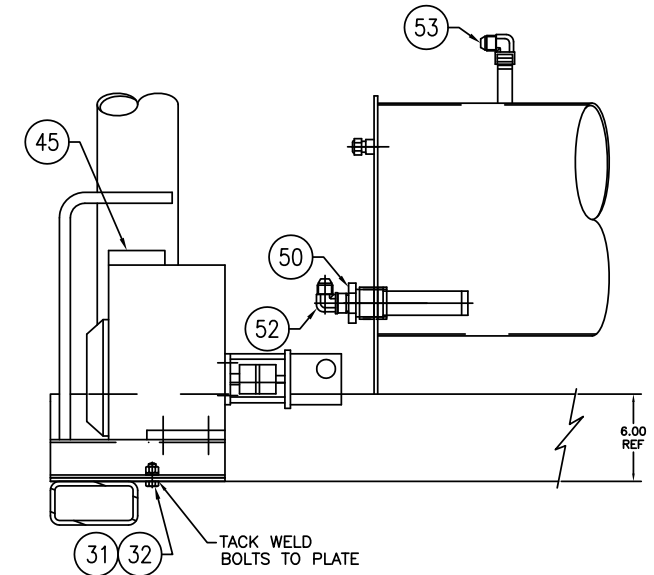
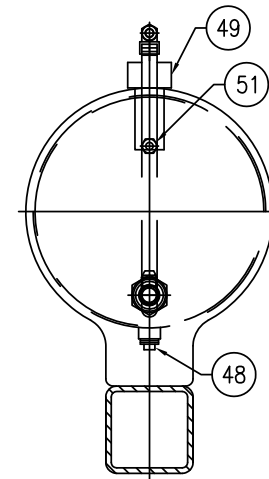
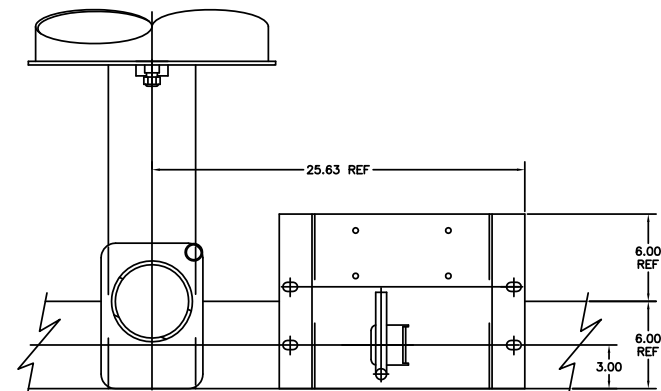
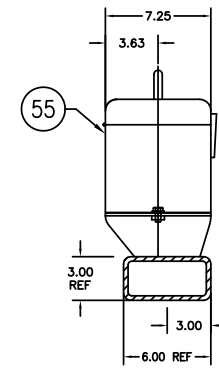
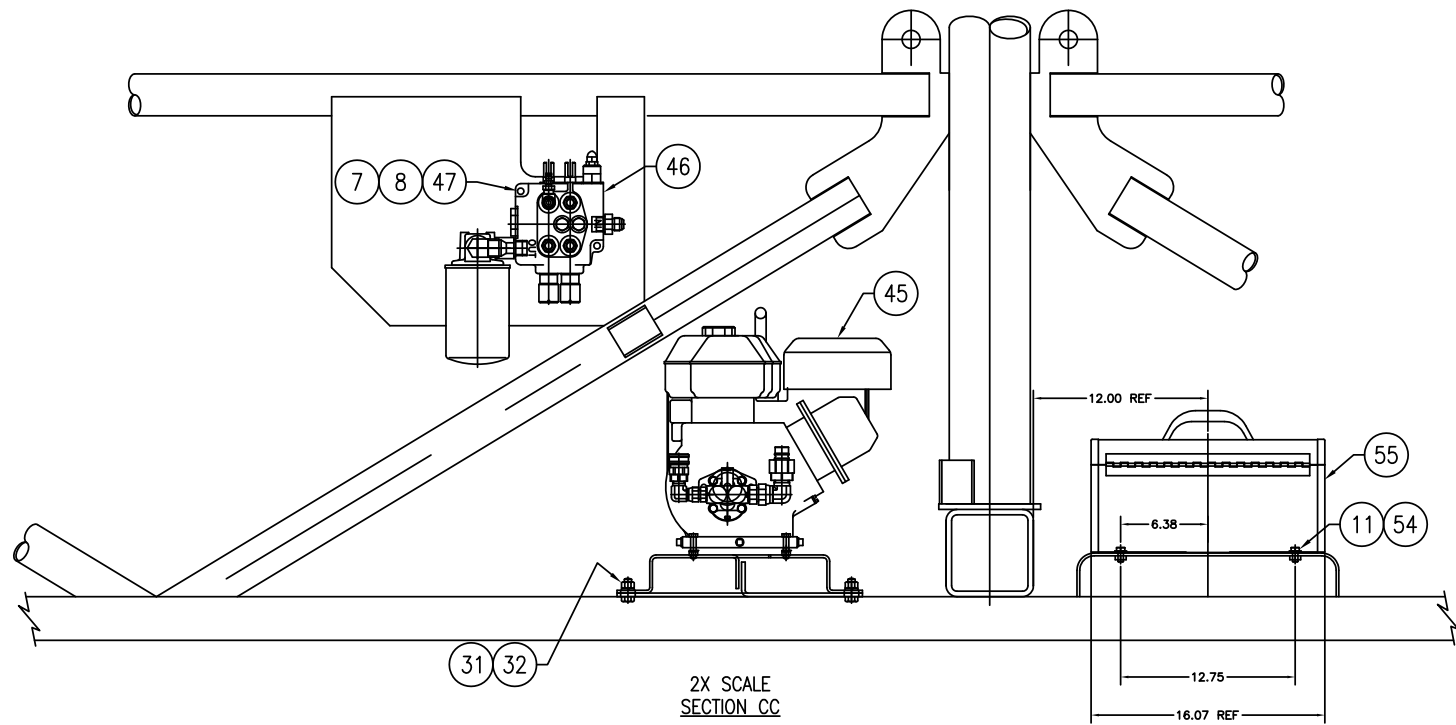
TOLERANCE: UNLESS OTHERWISE SPECIFIED  
 3 PLACES ± 0.010      2 PLACES ± 0.03      ANGULAR ± 1°

NAME OF JOB: MPT 12  
 DRAWING TITLE: WYE STRAINER INSTALL  
 SCALE: NTS      DATE: 2-23-18      DWG. No.: 052923  
 DRAWN BY: DSD      SHEET 1 OF 1






	700 OSUNA Rd. NE. P.O. Box 26446 Albuquerque, NM 87125 (505) 345-2661	THIS DRAWING IS THE PROPERTY OF MEGA CORPORATION AND IS USED ONLY IN REFERENCE TO WORK PROPOSED OR CONTRACTED BY THIS COMPANY. IT SHALL NOT BE USED FOR ANY OTHER PURPOSE WITHOUT THE PRIOR CONSENT OF MEGA CORPORATION.
	TOLERANCE: UNLESS OTHERWISE SPECIFIED 3 PLACES ± 0.010    2 PLACES ± 0.03    ANGULAR ± 1°	
DRAWING TITLE: MPT 12 BOLT-IN ASSEMBLY		
SCALE: NONE	DATE: 01-03-12	DWG. No. 038223
DRAWN BY: JER	SHEET 3 OF 4	

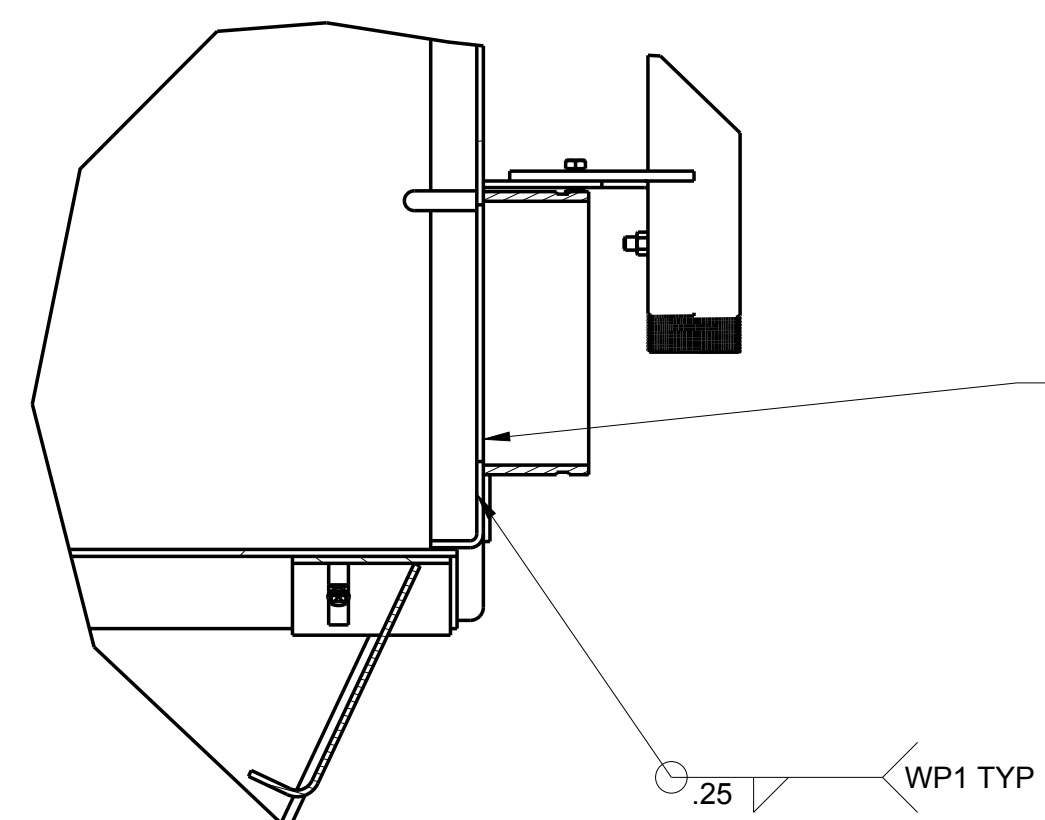


PRODUCED FROM 037037 AND 033215

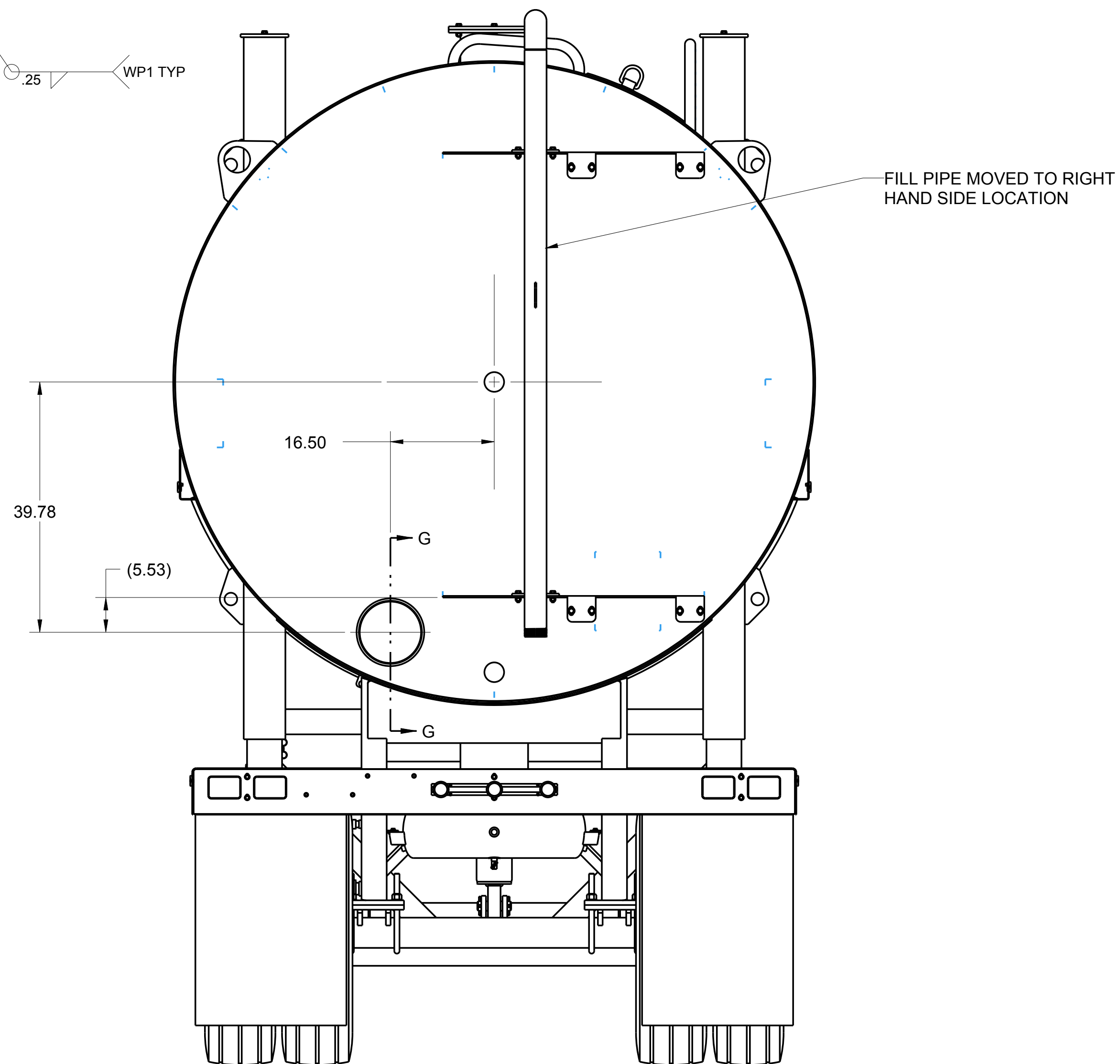
 700 USINA Rd. NE P.O. Box 26146 Albuquerque, NM 87125 (505) 345-2661			THIS DRAWING IS THE PROPERTY OF MEGA CORPORATION AND IS USED ONLY IN REFERENCE TO WORK PROPOSED OR CONTRACTED BY THIS COMPANY. IT SHALL NOT BE USED FOR ANY OTHER PURPOSE WITHOUT THE PRIOR CONSENT OF MEGA CORPORATION.		
TOLERANCE: UNLESS OTHERWISE SPECIFIED					
3 PLACES ± 0.010		2 PLACES ± 0.03		ANGULAR ± 1°	
DRAWING TITLE: MPT 12 BOLT-IN ASSEMBLY					
SCALE: NONE		DATE: 01-03-12		DWG. No. 038223	
DRAWN BY: JER		SHEET 4 OF 4			

\*IF EQUIPPED

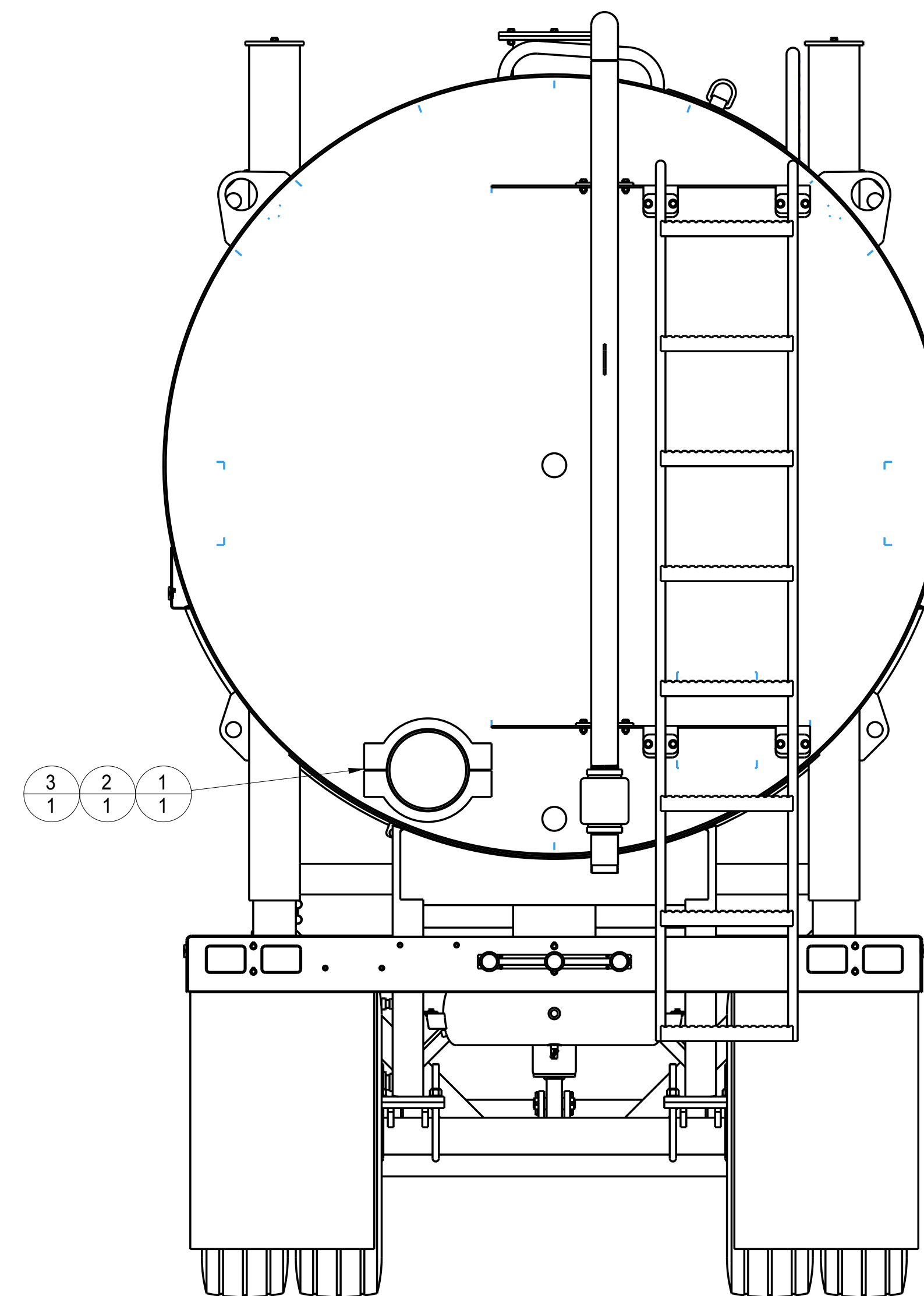
ITEM	PART NO.	PART NAME	QTY	REF NO.	IND. WT.
1	308195	COUPLING, GROOVED 10"	1		STK
2	308196	CAP, GROOVED COUPLING, 10"	1		STK
3	308198	10" SCH40 VICTAULIC COUPLING, WELDON	1		STK



SECTION G-G  
SCALE 0.150



WELDING MODIFICATIONS  
FOR THIS OPTION



ASSEMBLY PORTION FOR  
THIS OPTION



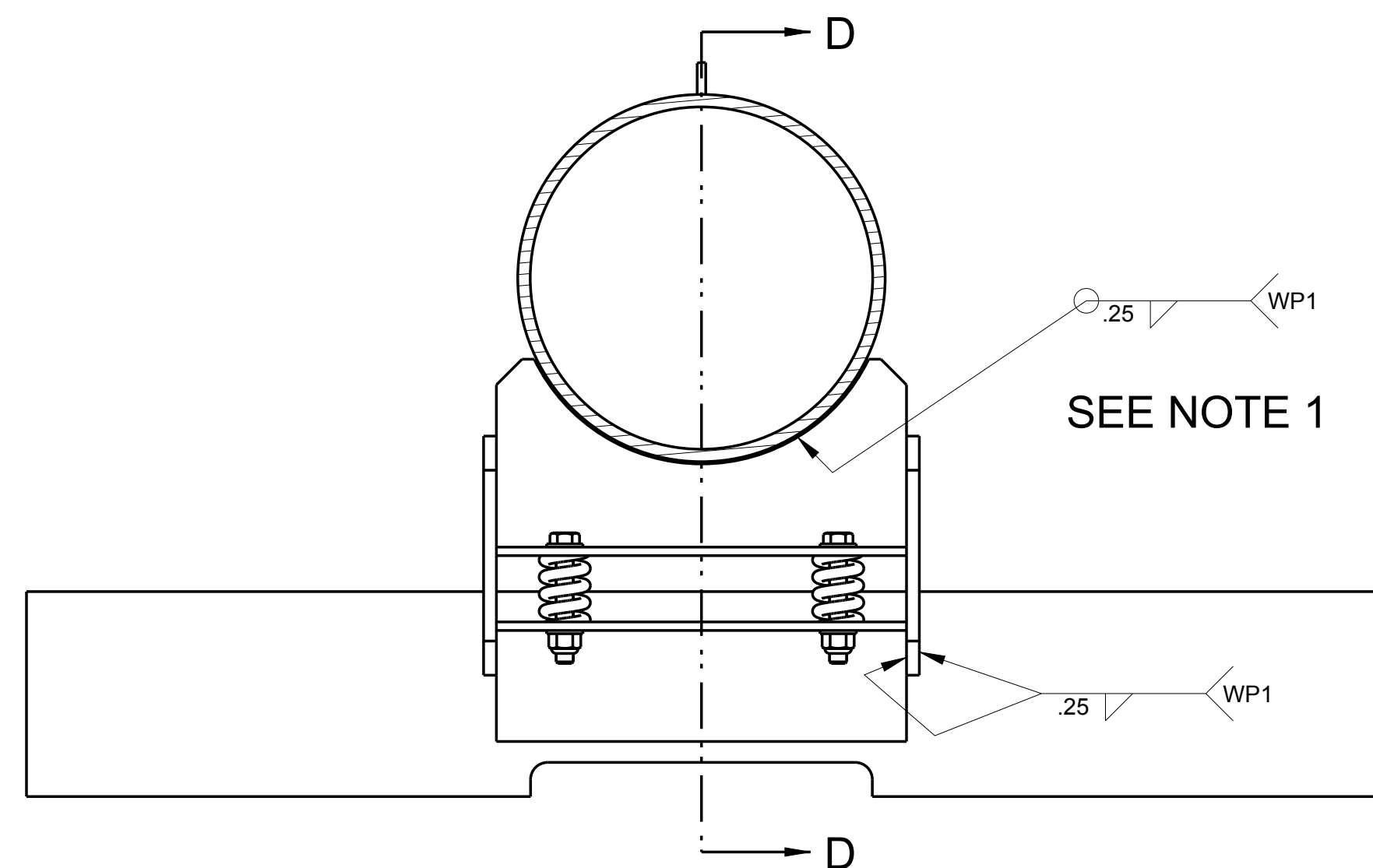
THIS DRAWING IS THE PROPERTY OF MEGA CORPORATION AND IS USED ONLY IN REFERENCE TO WORK PROPOSED OR CONTRACTED BY THIS COMPANY. IT SHALL NOT BE USED FOR ANY OTHER PURPOSE WITHOUT THE PRIOR CONSENT OF MEGA CORPORATION.

TOLERANCE: UNLESS OTHERWISE SPECIFIED		
3 PLACES ± 0.010	2 PLACES ± 0.030	ANGULAR ± 1°
DWG. TITLE: MPT12 10IN VICTAULIC CLEANOUT		
SCALE: NTS	DATE: Feb-07-17	DWG. NO. 051530
DRAWN BY: DSD		SHEET 1 OF 1

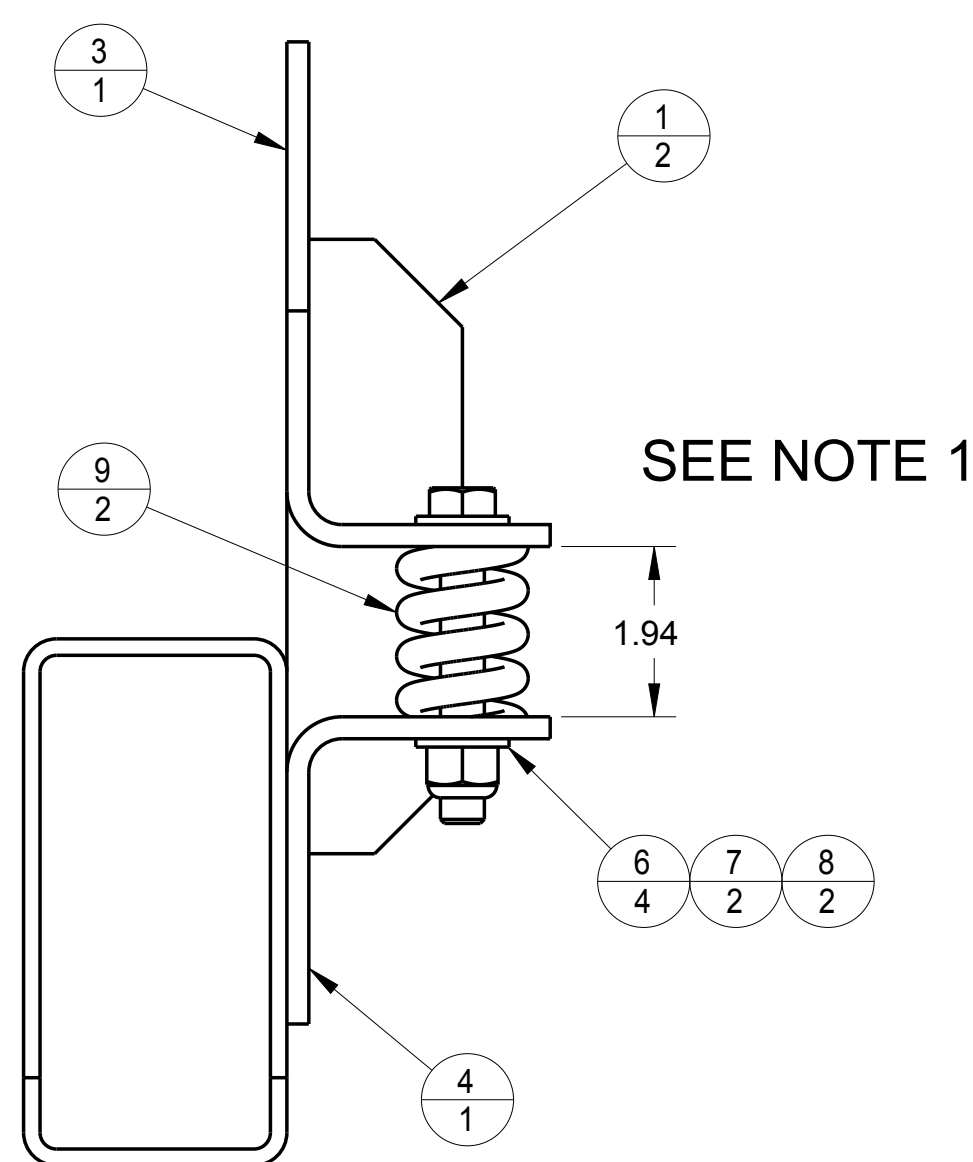
REVISIONS			
REV	DESCRIPTION	DATE	ECR
A	MOVED TO CLEAR BOTH PIPES	Apr-24-17	17033

NOTE 1  
 PRE-ASSEMBLE ITEMS 039873 & 039874 WITH SPRING.  
 COMPRESS SPRING WITH 1/2" BOLT AND LOCKNUT, (ITEMS  
 350239 AND 352677). MAKE THE SPACE 1.94". WELD  
 ITEM 039873 TO 10" PIPE. BE SURE THAT ITEM 039874  
 IS IN CONTACT WITH ITEM 037275 BEFORE WELDING.

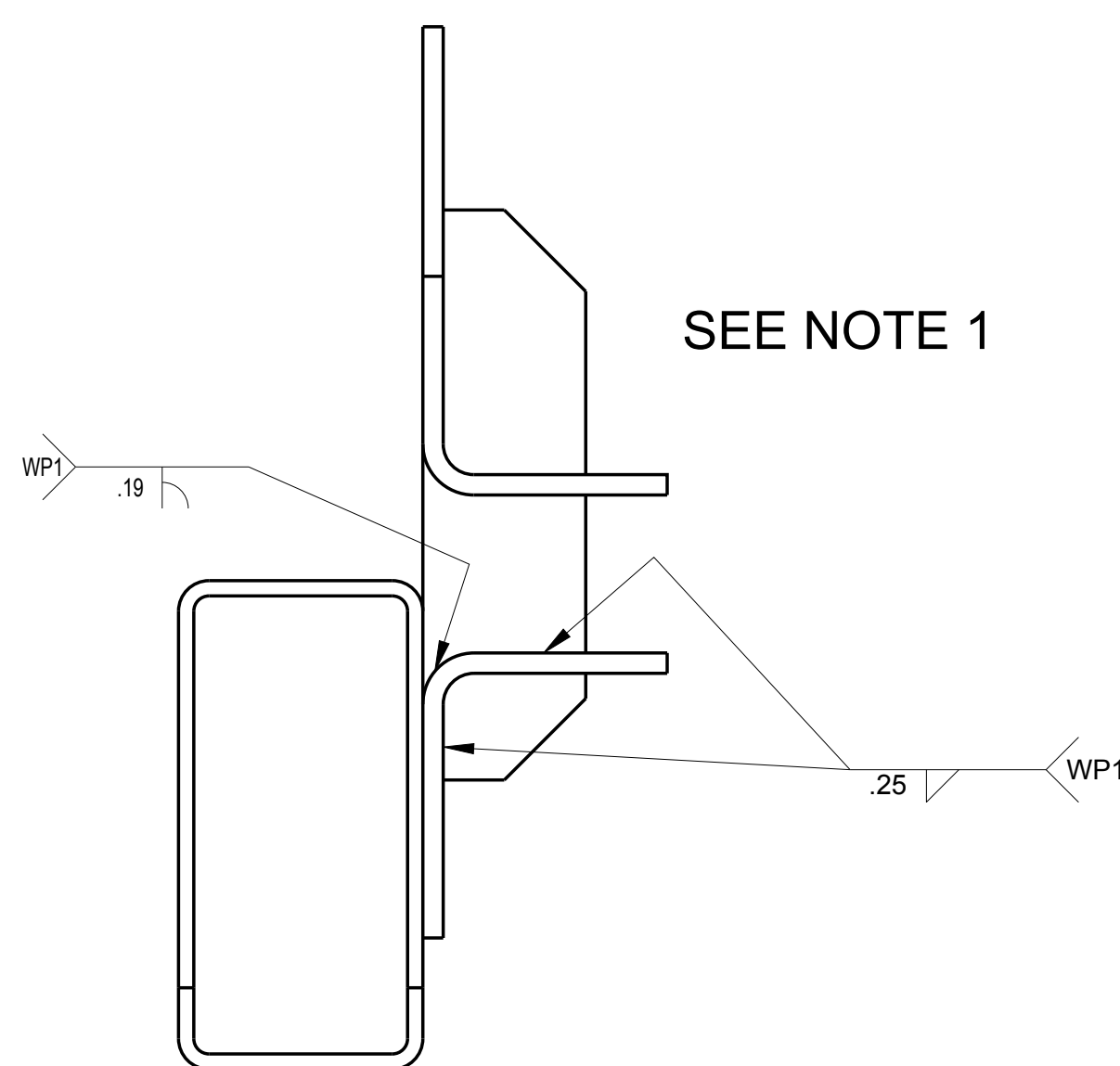
ITEM	PART NO.	PART NAME	QTY	REF	WT
1	031877	PLATE, A36 .38	2		REF
2	037227	MPT12 DRAIN PIPE ASSEMBLY	1		REF
3	039873	PLATE, A36 .25	1		REF
4	039874	PLATE, A36 .25	1		REF
5	047166	MPT12 & 20 BFV AND HANDLE INSTALL	1		REF
6	350005	WASHER, FLAT 1/2	4		SPLY
7	350239	SCREW, CAP 1/2-13 UNC X3.50	2		SPLY
8	352677	NUT, LOCK 1/2-13	2	352583	SPLY
9	354591	SPRING, 13/16 ID X 2.50	2	300180	STK



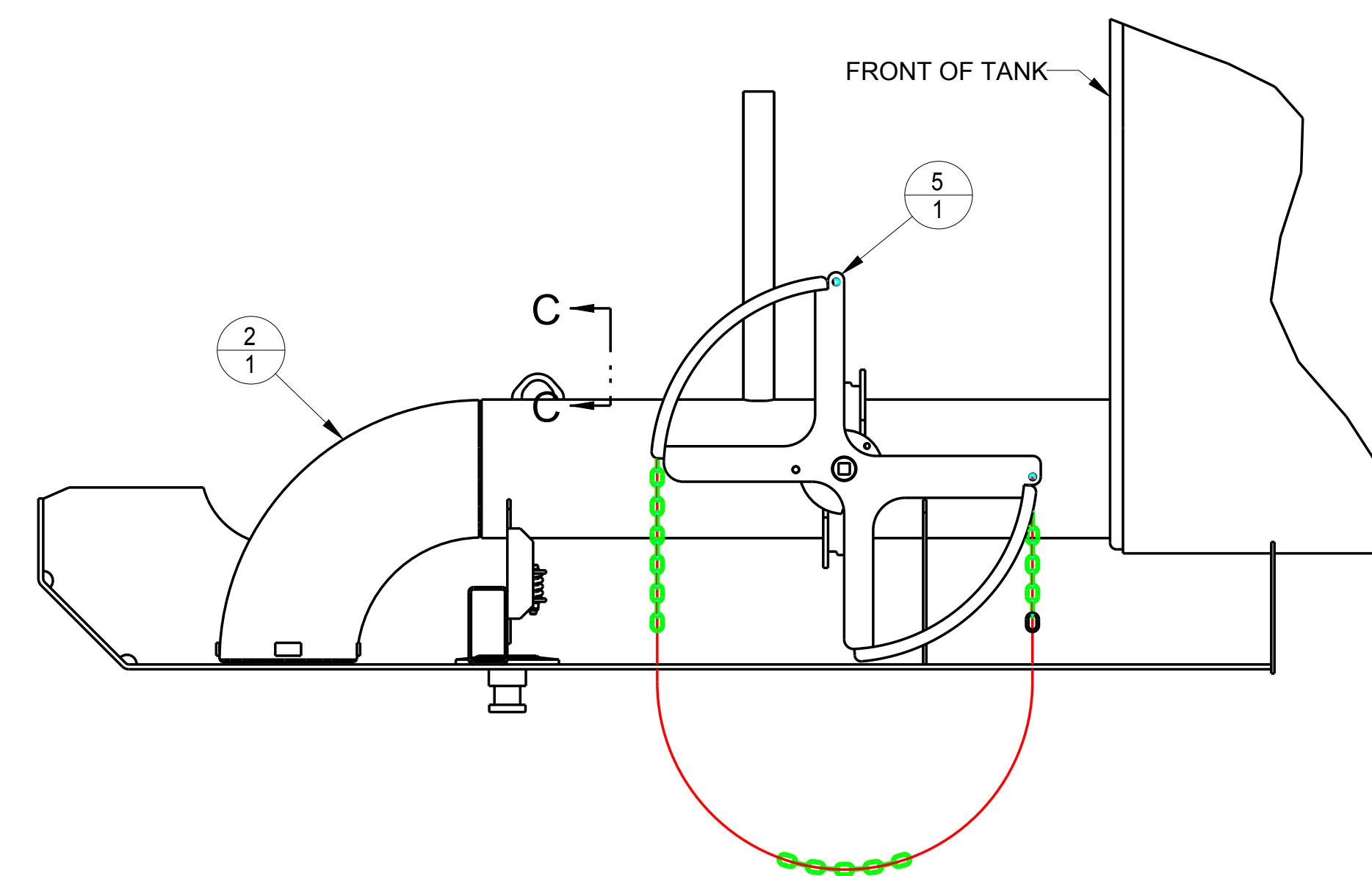
SECTION C-C  
 COMPONENTS OMITTED



SECTION D-D



SECTION D-D  
 COMPONENTS OMITTED



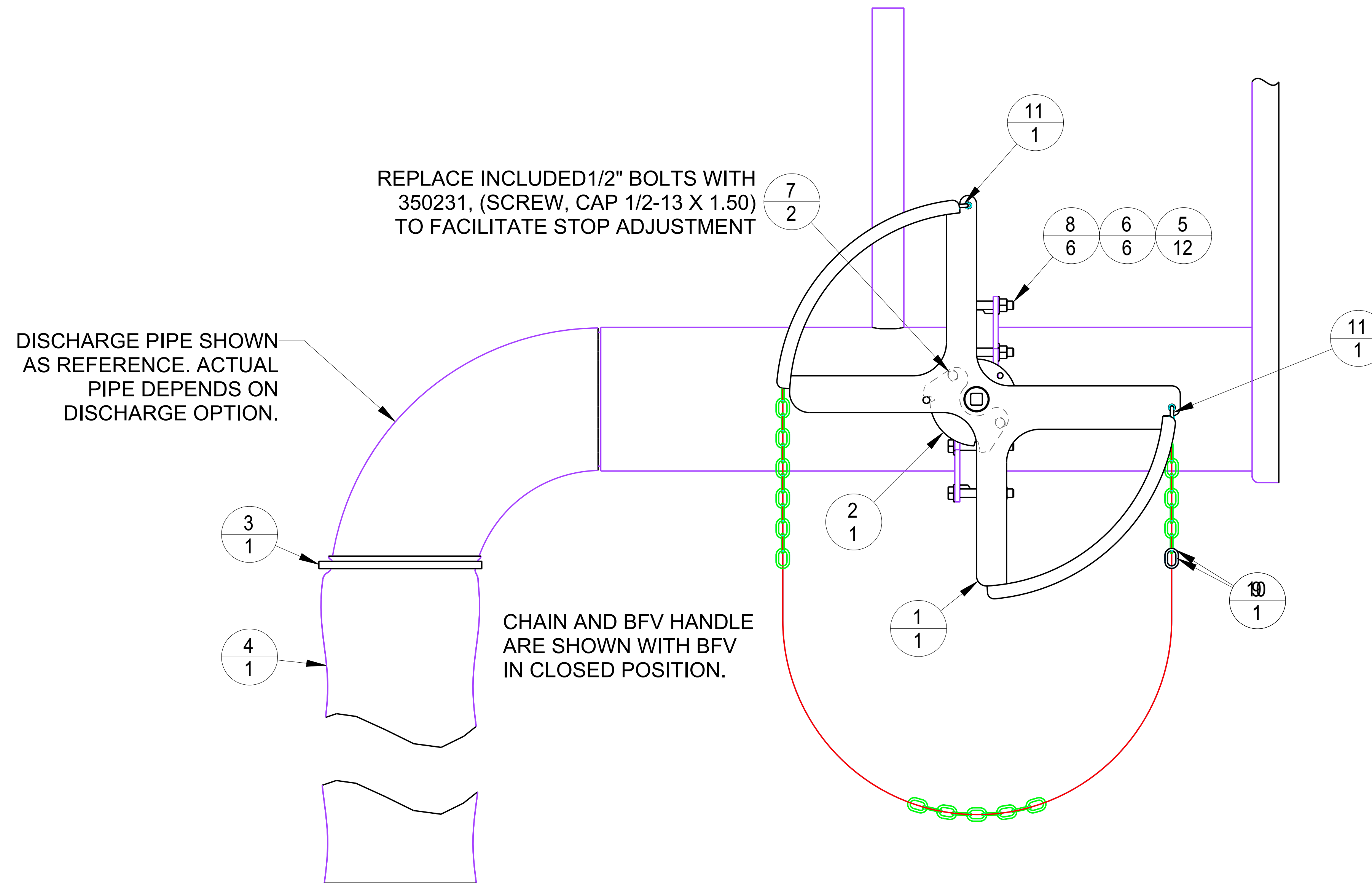
THIS DRAWING IS THE PROPERTY OF MEGA CORPORATION AND IS USED ONLY IN REFERENCE TO WORK PROPOSED OR CONTRACTED BY THIS COMPANY. IT SHALL NOT BE USED FOR ANY OTHER PURPOSE WITHOUT THE PRIOR CONSENT OF MEGA CORPORATION.

TOLERANCE: UNLESS OTHERWISE SPECIFIED  
 3 PLACES ± 0.010    2 PLACES ± 0.030    ANGULAR ± 1°

REVISIONS			
REV	DESCRIPTION	DATE	ECR
A	031877, 037227, 039873, & 039874 TO REF.	Jan-13-14	14005

DWG. TITLE: STANDARD DISCHARGE OPTION  
 SCALE: NTS    DATE: Apr-16-13    DWG. NO. 047165  
 DRAWN BY: CJD    SHEET 1 OF 1

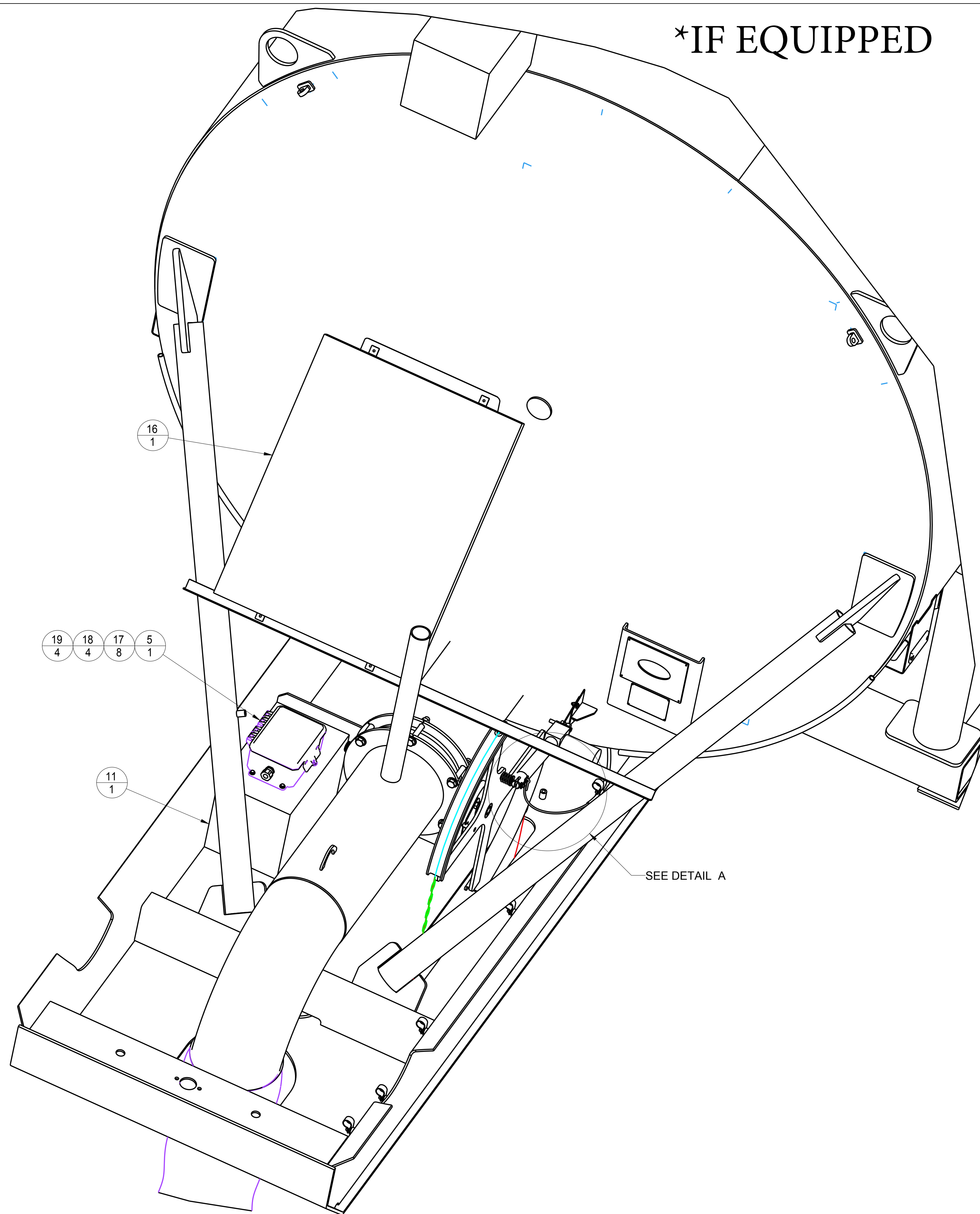
ITEM	PART NO.	PART NAME	QTY	REF	WT
1	018408	10" BFV HANDLE ASSEMBLY	1		REF
2	301486	BUTTERFLY VALVE, 10"	1		STK
3	304855	CLAMP, WORM DRIVE	1		SPLY
4	304856	DISCHARGE SOCK, 48 X Ø 11.5"	1		STK
5	350006	WASHER, FLAT 5/8	12		SPLY
6	350029	NUT, HEX 5/8-11 UNC	6		SPLY
7	350231	SCREW, CAP 1/2-13 UNC X1.50	2		SPLY
8	350294	SCREW, CAP 5/8-11 UNC X4.50	6	350277	SPLY
9	353540	UTILITY CHAIN-3/16" X 23'-0"	1		STK
10	353540	UTILITY CHAIN-3/16" X 23'-0"	1		STK
11	354272	COLD SHUT, 1/4"	2		STK



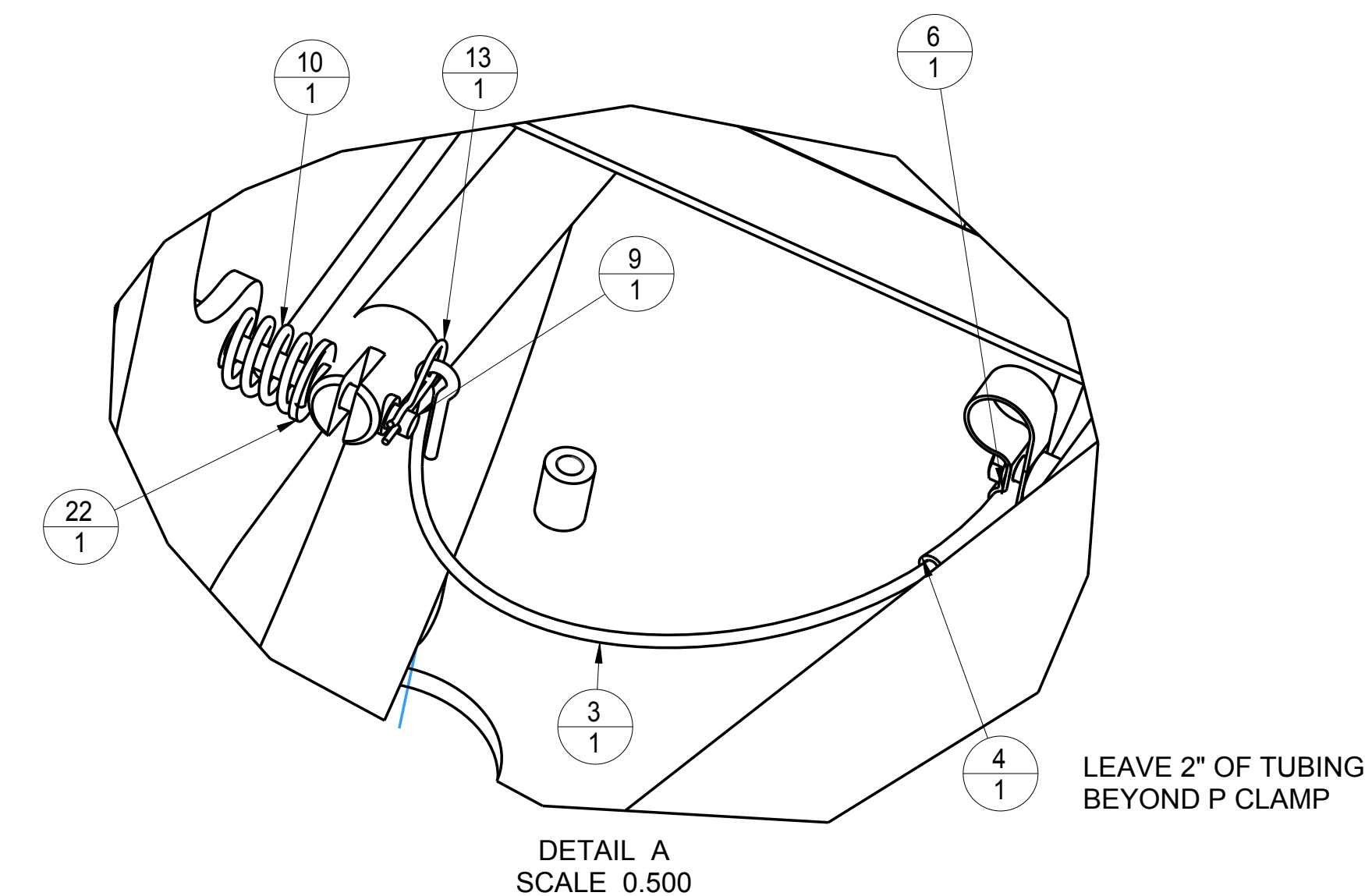
THIS DRAWING IS THE PROPERTY OF MEGA CORPORATION AND IS USED ONLY IN REFERENCE TO WORK PROPOSED OR CONTRACTED BY THIS COMPANY. IT SHALL NOT BE USED FOR ANY OTHER PURPOSE WITHOUT THE PRIOR CONSENT OF MEGA CORPORATION.

REVISIONS				TOLERANCE: UNLESS OTHERWISE SPECIFIED		
REV	DESCRIPTION	DATE	ECR	3 PLACES ± 0.010	2 PLACES ± 0.030	ANGULAR ± 1°
A	REMOVED 350148	Oct-24-14	CJD	DWG. TITLE: MPT12 & 20 BFV AND HANDLE INSTALL		
B	018408 -> REF	Nov-04-16	DSD	SCALE: NTS	DATE: Apr-17-13	DWG. NO. 047166
				DRAWN BY: CJD	SHEET 1 OF 1	

\*IF EQUIPPED

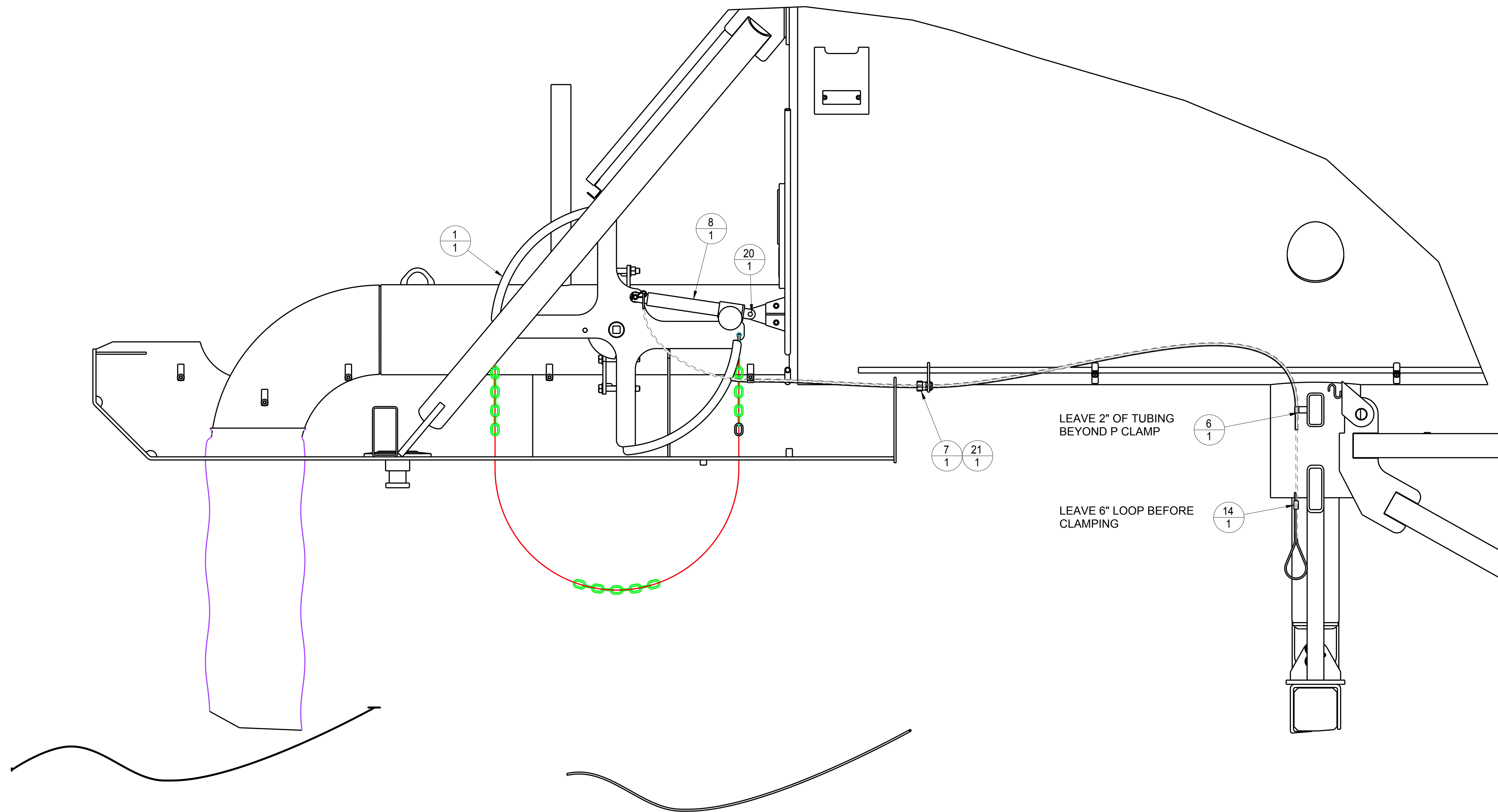


ITEM	PART NO.	PART NAME	QTY	REF NO.	IND. WT.
1	051723	10" BFV HANDLE ASSEMBLY	1		REF
2	051724	MPT12 REMOTE ACTUATOR WELDON	1		REF
3	051833-01	WIRE ROPE, 3/16"x12'	1	308305	STK
4	051833-02	TUBING, NYLON, AIR 3/8" X 96"	1	351141	STK
5	051834	MPT12 REMOTE ACTUATION WIRING	1		REF
6	303056	CLAMP, 0.38 I.D.	2		SPLY
7	303691	STRAIN RELIEF 1/2" SMALL	1		STK
8	308247	LINEAR ACTUATOR 6" TRAVEL	1		STK
9	308299	CLEVIS PIN, 3/8" OD 3-3/4" USABLE LENGTH	1		STK
10	308300	SPRING, 3" LONG, 0.6" OD	1		STK
11	308302	BATTERY BOX, GROUP 27	1		STK
12	308303	BATTERY GROUP	1		STK
13	308304	COTTER PIN, 1/8X2"	1		STK
14	308306	ALUMINUM FERRULE FOR 3/16" WIRE ROPE	1		STK
15	308309	TIE DOWN STRAP, CAM BUCKLE	1		STK
16	308594	SOLAR CELL, 90W	1		STK
17	350001	WASHER, FLAT 1/4	8		SPLY
18	350023	NUT, HEX 1/4-20 UNC	4		SPLY
19	350061	SCREW, CAP 1/4-20 UNC X1.00	4	350057	SPLY
20	354657	PIN, SAFETY SNAP	1		STK
21	355022	LOCKRING NUT 1/2"	1		STK
22	355455	WASHER, FLAT FENDER 3/8	1		SPLY




THIS DRAWING IS THE PROPERTY OF MEGA CORPORATION AND IS USED ONLY IN REFERENCE TO WORK PROPOSED OR CONTRACTED BY THIS COMPANY. IT SHALL NOT BE USED FOR ANY OTHER PURPOSE WITHOUT THE PRIOR CONSENT OF MEGA CORPORATION.

REVISIONS				TOLERANCE: UNLESS OTHERWISE SPECIFIED		
REV	DESCRIPTION	DATE	APPROVED	3 PLACES ± 0.010	2 PLACES ± 0.030	ANGULAR ± 1°
A	ADDED 308303	Aug-29-17	CSB	DWG. TITLE: MPT12 REMOTE ACTUATION MECHANICAL ASSEMBLY		
B	308307->308594	10-NOV-17	TCS	SCALE: NTS	DATE: May-15-17	DWG. NO. 051833
				DRAWN BY: DSD	SHEET 1 OF 2	

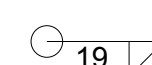


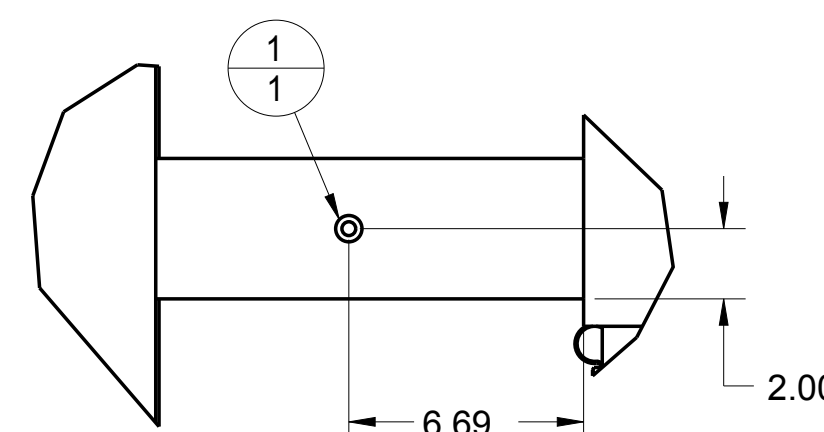
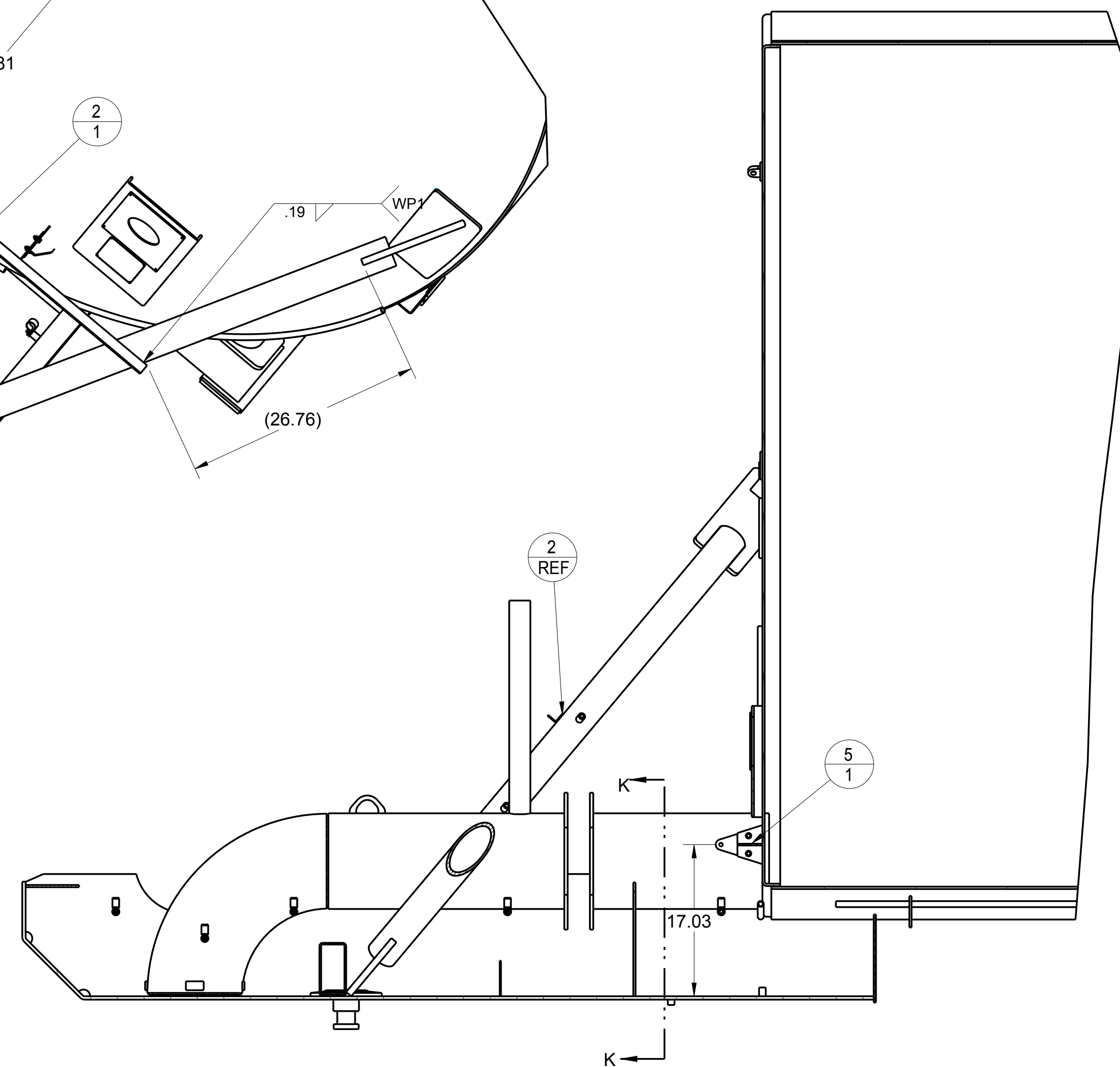
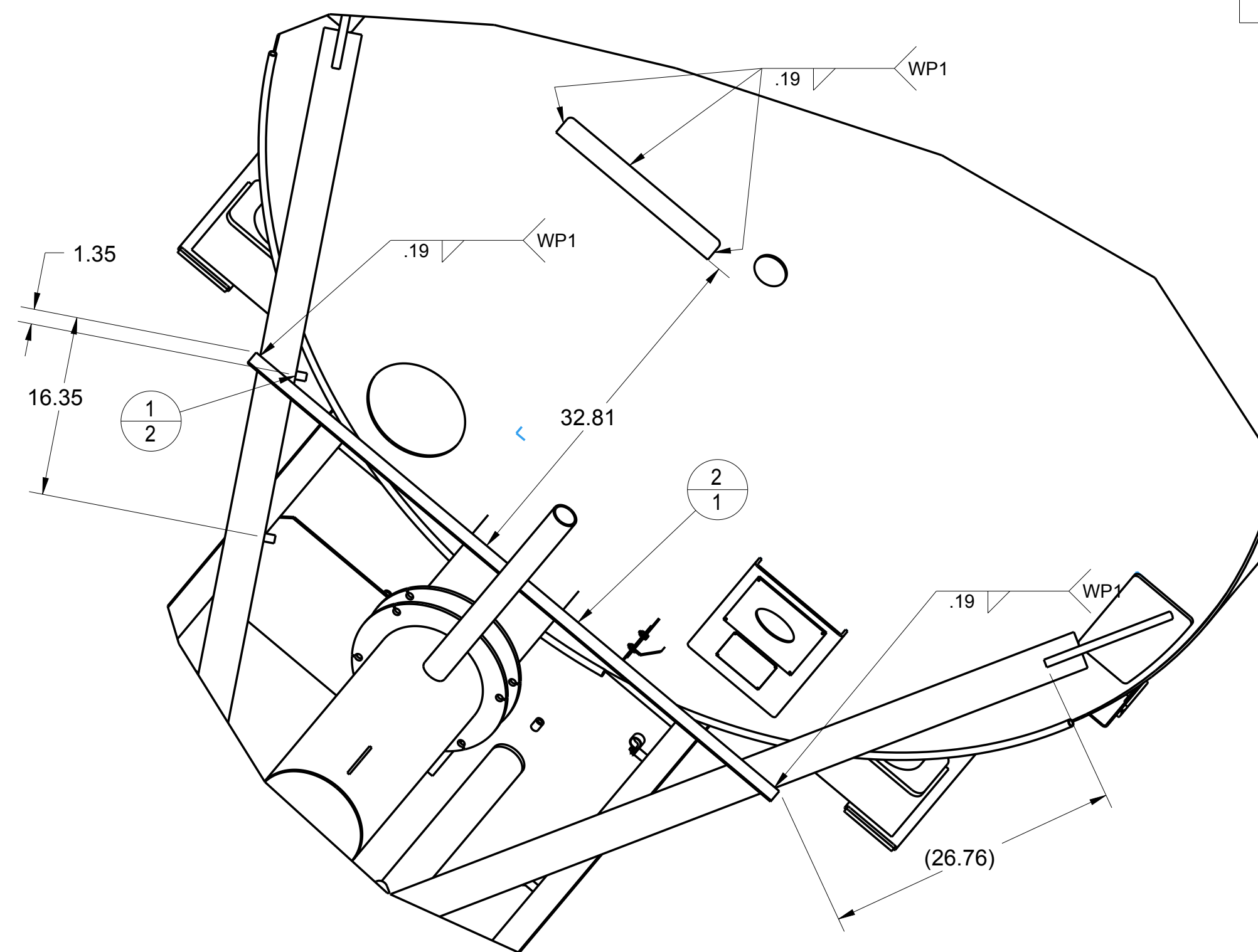
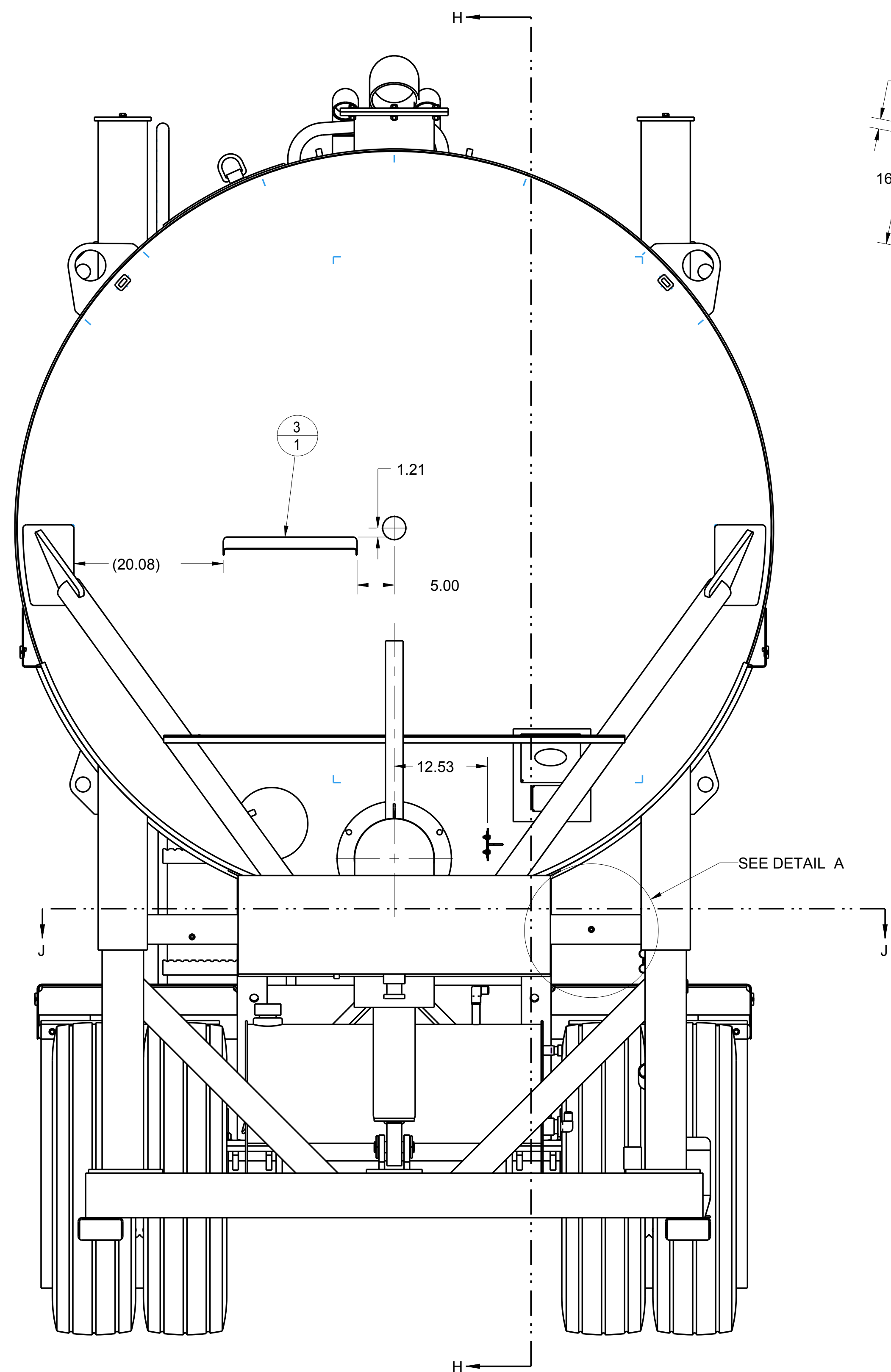
WIRE ROPE, 3/16"x12"  
051833-01

TUBING, NYLON, AIR 3/8" X 96"  
051833-02

 <p>700 Osuna Rd. N.E. P.O. Box 20145 Albuquerque, NM 87125 (505) 345-2661</p>	<p>THIS DRAWING IS THE PROPERTY OF MEGA CORPORATION AND IS USED ONLY IN REFERENCE TO WORK PROPOSED OR CONTRACTED BY THIS COMPANY. IT SHALL NOT BE USED FOR ANY OTHER PURPOSE WITHOUT THE PRIOR CONSENT OF MEGA CORPORATION.</p>	
	<p>TOLERANCE: UNLESS OTHERWISE SPECIFIED</p>	
<p>3 PLACES ± 0.010</p>	<p>2 PLACES ± 0.030</p>	<p>ANGULAR ± 1°</p>
<p>DWG. TITLE: MPT12 REMOTE ACTUATION MECHANICAL ASSEMBLY</p>		
<p>SCALE: NTS</p>	<p>DATE: May-15-17</p>	<p>DWG. NO. 051833</p>
<p>DRAWN BY: DSD</p>	<p>SHEET 2 OF 2</p>	

ITEM	PART NO.	PART NAME	QTY	REF NO.	IND. WT.
1	049008	STANDOFF, M10X1.5 X25MM	7	024634	STK
2	051724-01	ANGLE, 1.25X1.25X.13WT	1	203007	
3	051724-02	PLATE, A36 10GA	1		1.5
4	051724-03	PLATE, A36 10GA	1		1.1
5	051725	ACTUATOR BRACKET, WELDON	1		REF

ALL STANDOFFS  
 .19 WP1 TYP



DETAIL A  
 SCALE 0.200

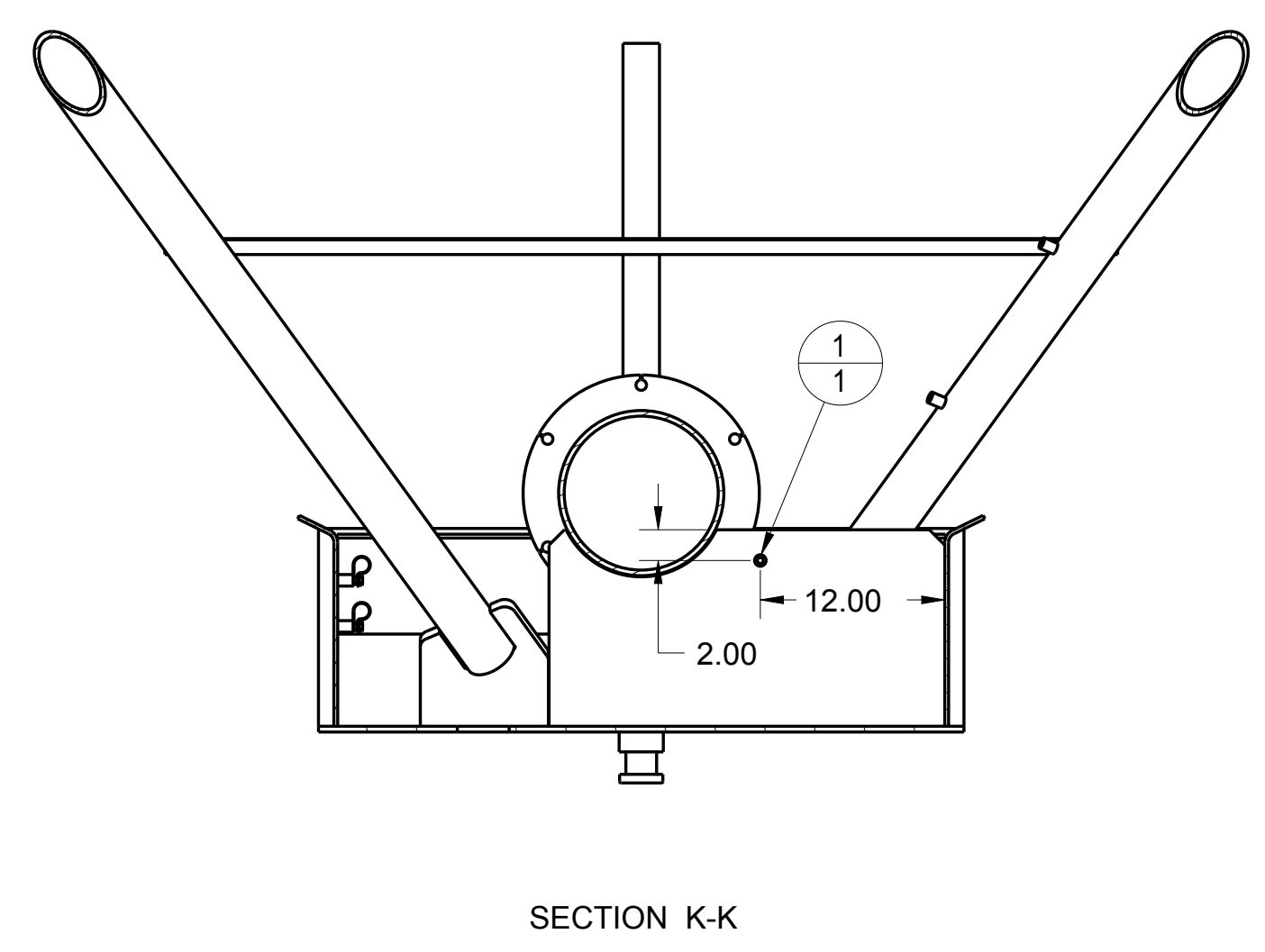
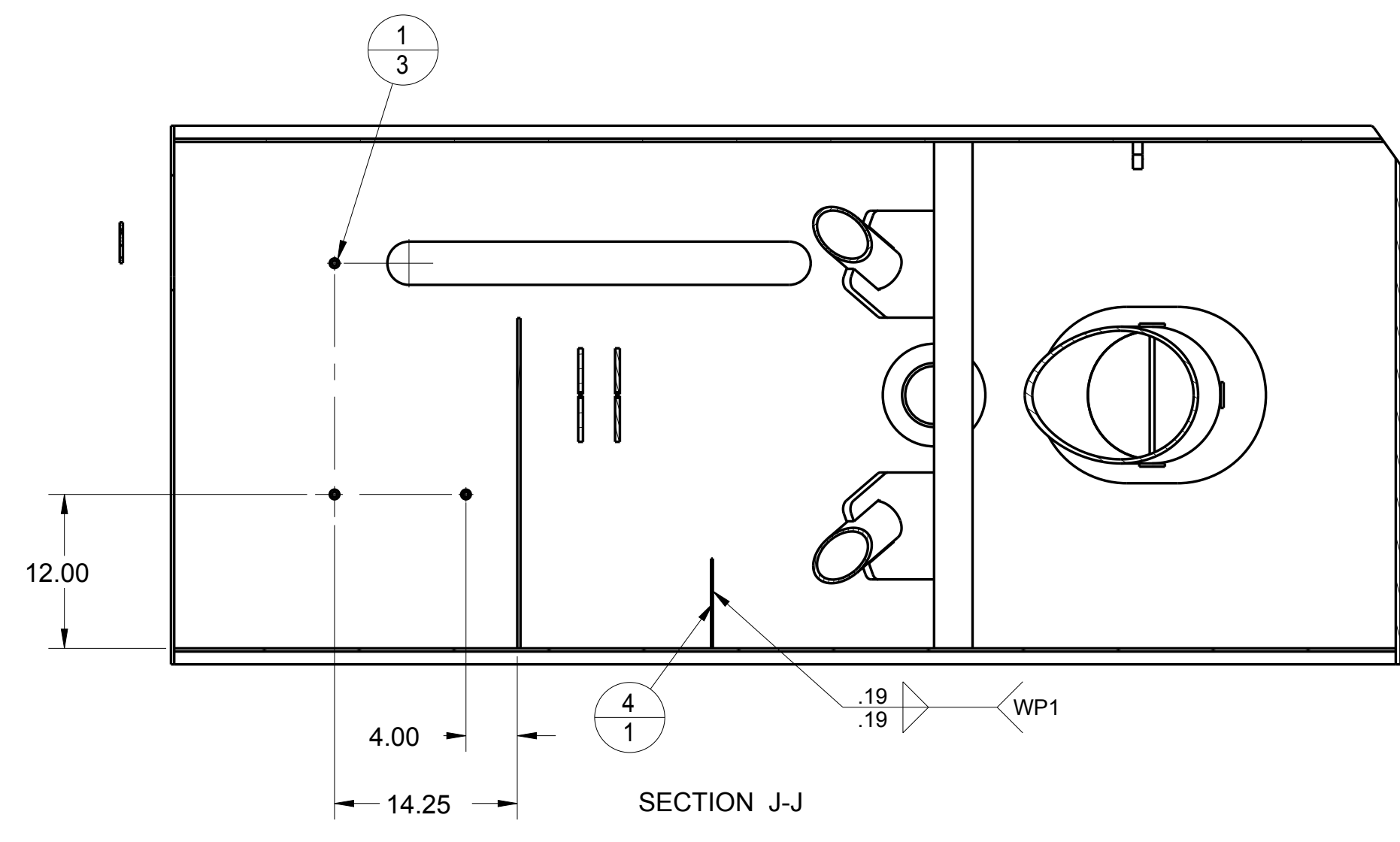
SECTION H-H




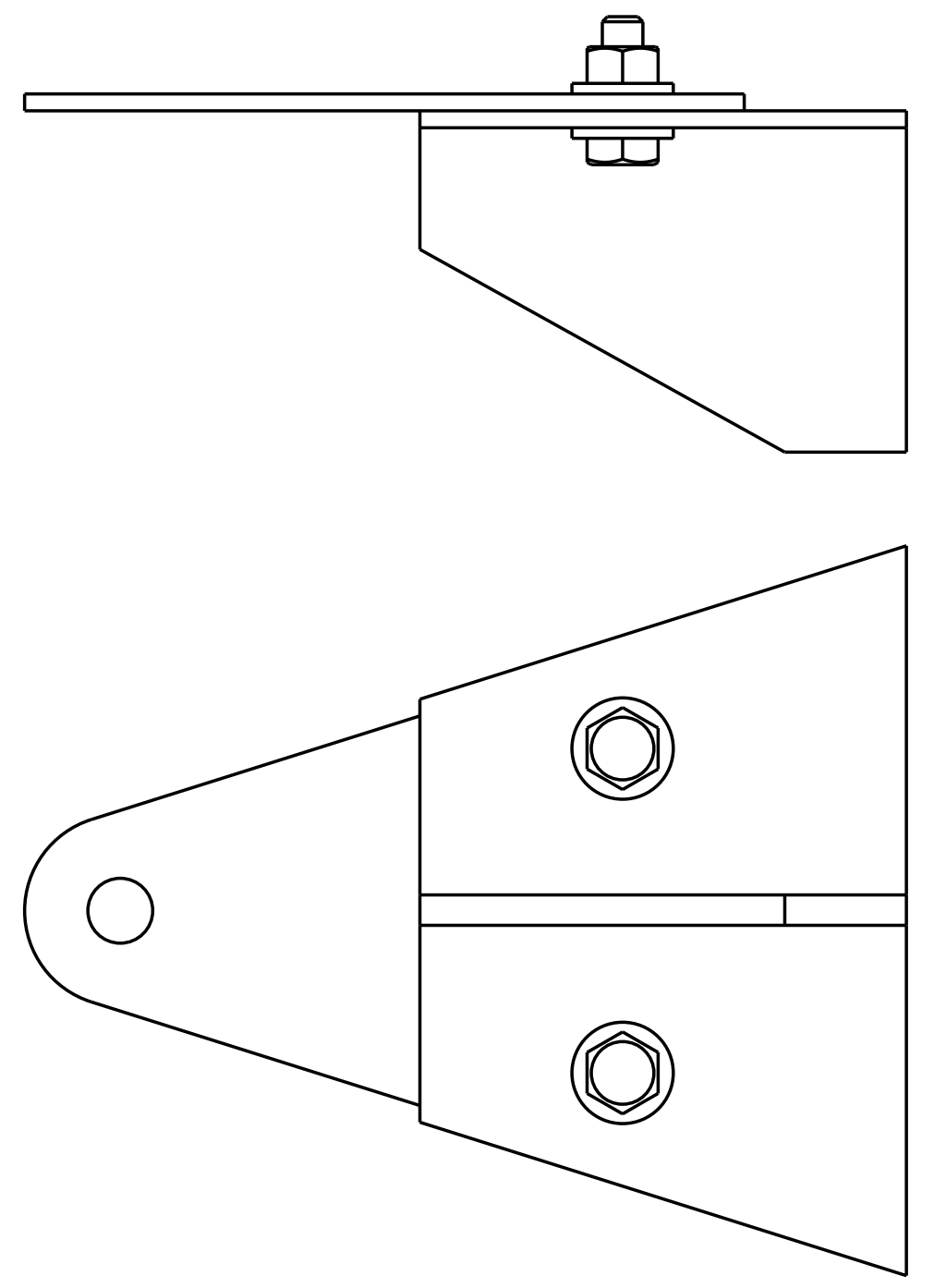
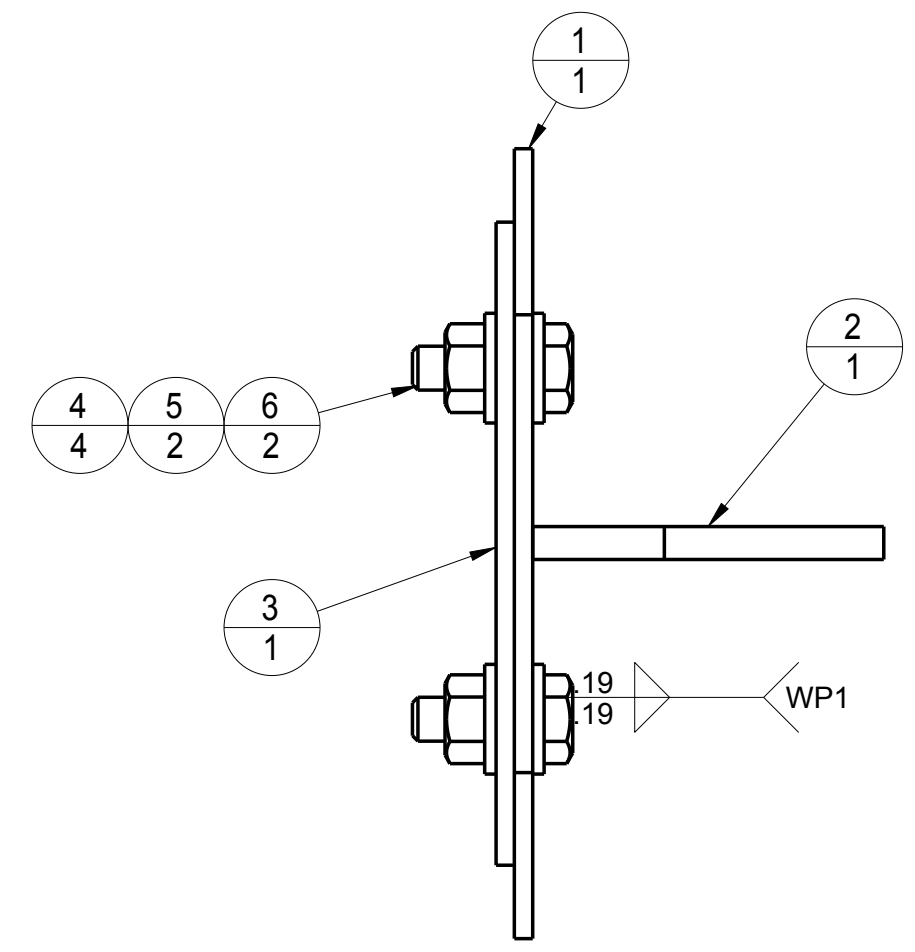
THIS DRAWING IS THE PROPERTY OF MEGA CORPORATION AND IS USED ONLY IN REFERENCE TO WORK PROPOSED OR CONTRACTED BY THIS COMPANY. IT SHALL NOT BE USED FOR ANY OTHER PURPOSE WITHOUT THE PRIOR CONSENT OF MEGA CORPORATION.

REVISIONS				TOLERANCE: UNLESS OTHERWISE SPECIFIED		
REV	DESCRIPTION	DATE	ECR	3 PLACES ± 0.010	2 PLACES ± 0.030	ANGULAR ± 1°
A	ADDED 1 OF 049008	May-19-17	DSD	DWG. TITLE: REMOTE ACTUATION WELDON		
B	MVD -01 FOR NEW PANEL	10-NOV-17	TCS	SCALE: NTS	DATE: Apr-10-17	DWG. NO. 051724
				DRAWN BY: DSD	SHEET 1 OF 2	





	<small>700 Osuna Rd. N.E. P.O. Box 26146 Albuquerque, NM 87125 (505) 345-2661</small>		<small>THIS DRAWING IS THE PROPERTY OF MEGA CORPORATION AND IS USED ONLY IN REFERENCE TO WORK PROPOSED OR CONTRACTED BY THIS COMPANY. IT SHALL NOT BE USED FOR ANY OTHER PURPOSE WITHOUT THE PRIOR CONSENT OF MEGA CORPORATION.</small>
	<b>TOLERANCE: UNLESS OTHERWISE SPECIFIED</b>		
	3 PLACES ± 0.010	2 PLACES ± 0.030	ANGULAR ± 1°
DWG. TITLE:	REMOTE ACTUATOR WELDON		
SCALE:	NTS	DATE: May-11-17	DWG. NO. 051724
DRAWN BY:	DSD	SHEET 2 OF 2	



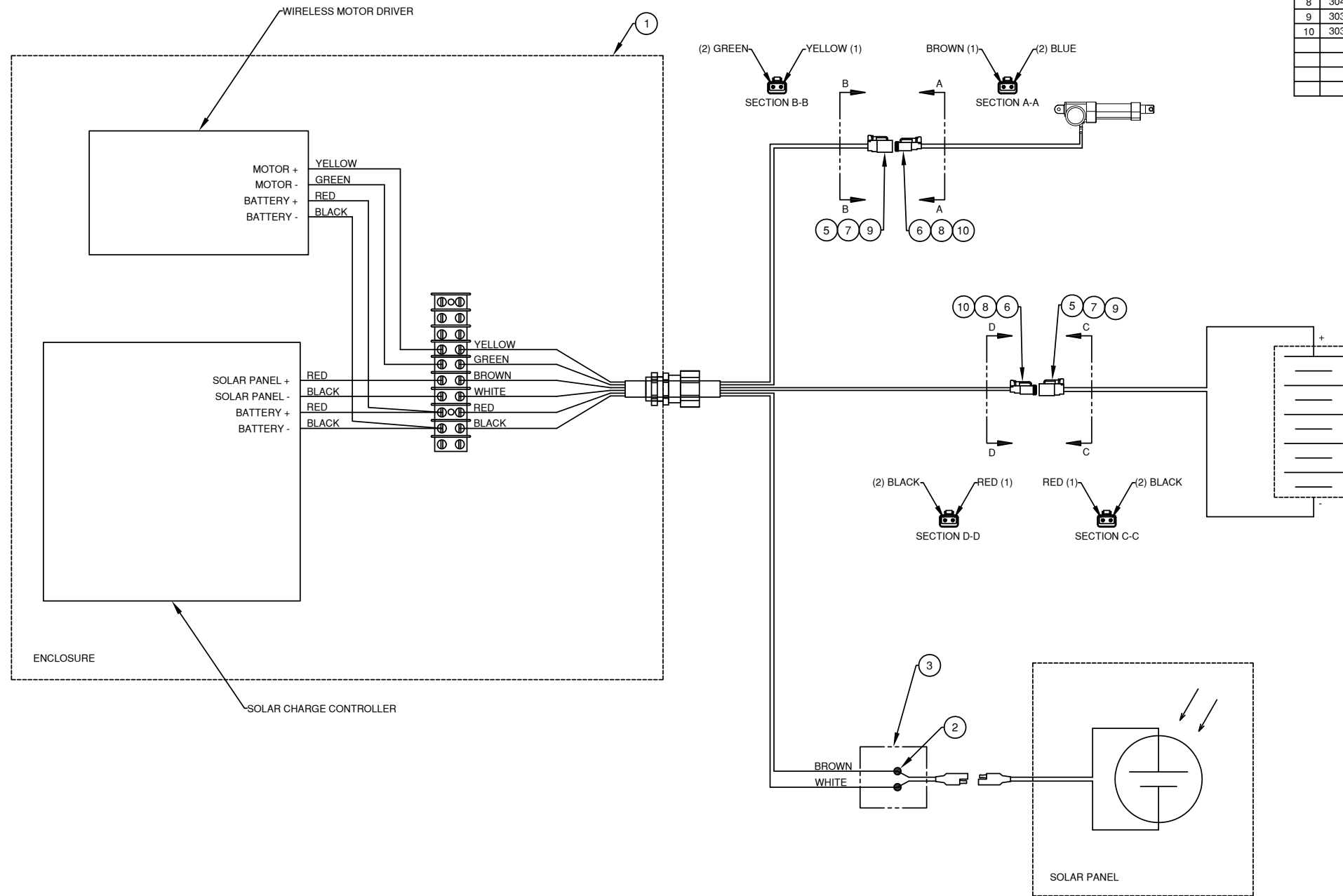
ITEM	PART NO.	PART NAME	QTY	REF NO.	IND. WT.
1	051725-01	PLATE, A36 12GA	1		0.3
2	051725-02	PLATE, A36 .19	1		0.2
3	051725-03	PLATE, A36 12GA	1		0.3
4	350001	WASHER, FLAT 1/4	4		SPLY
5	350023	NUT, HEX 1/4-20 UNC	2		SPLY
6	350059	SCREW, CAP 1/4-20 UNC X0.75	2	350057	SPLY



THIS DRAWING IS THE PROPERTY OF MEGA CORPORATION AND IS USED ONLY IN REFERENCE TO WORK PROPOSED OR CONTRACTED BY THIS COMPANY. IT SHALL NOT BE USED FOR ANY OTHER PURPOSE WITHOUT THE PRIOR CONSENT OF MEGA CORPORATION.

REVISIONS				TOLERANCE: UNLESS OTHERWISE SPECIFIED		
REV	DESCRIPTION	DATE	ECR	3 PLACES ± 0.010	2 PLACES ± 0.030	ANGULAR ± 1°
A	MODIFIED -02, ADDED -03, HARDWARE	May-23-17	DSD	DWG. TITLE: ACTUATOR BRACKET, WELDON		
B	350058 -> 350059	May-23-17	DSD	SCALE: NTS	DATE: Apr-10-17	DWG. NO. 051725
				DRAWN BY: DSD	SHEET 1 OF 1	

BILL OF MATERIAL					
No.	Part No.	PART NAME	QTY	REF No.	WT.
1	051835	ENCLOSURE ASSEMBLY	1		REF
2	306373	BUTT SPLICE	2		SPLY
3	305272	HEAT SHRINK, POLYOLEFIN, 3/8"	1		SPLY
4					
5	304284	DEUTSCH RECEPTACLE, 2 CON	2		STK
6	304285	DEUTSCH PLUG, 2 CON	2		STK
7	304384	SECONDARY LOCK, 2 PIN	2		SPLY
8	304385	SECONDARY LOCK, 2 SOCKET	2		SPLY
9	303366	DEUTSCH PIN, 16-10 AWG	4		SPLY
10	303380	DEUTSCH SOCKET, 16-20 AWG	4		SPLY



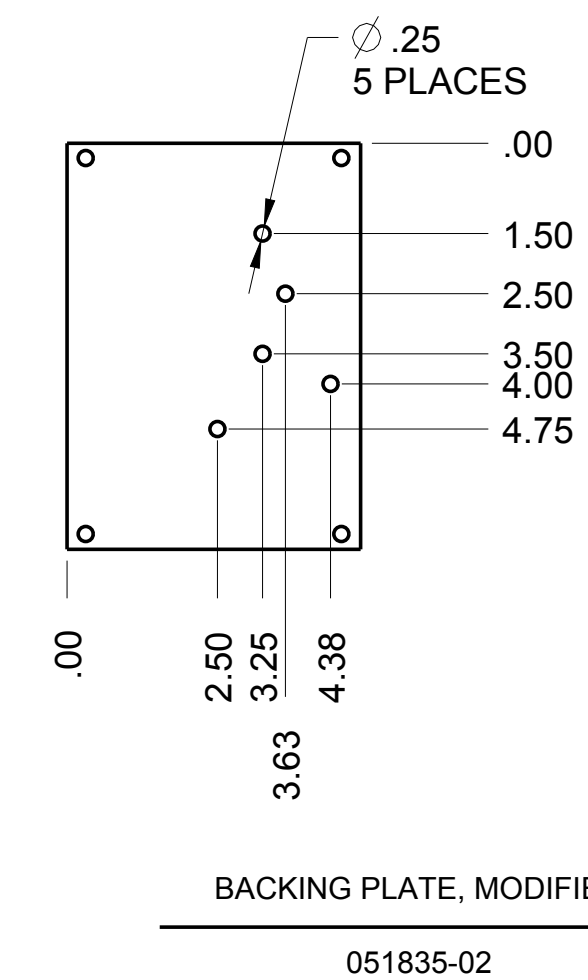
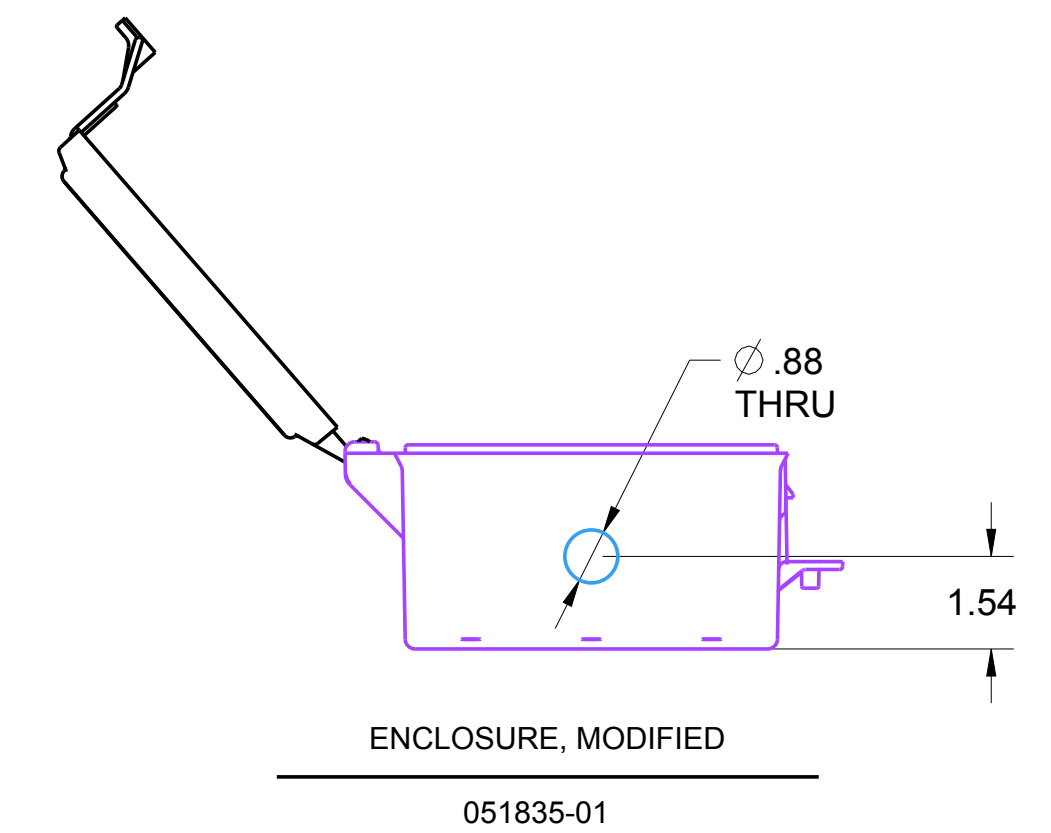
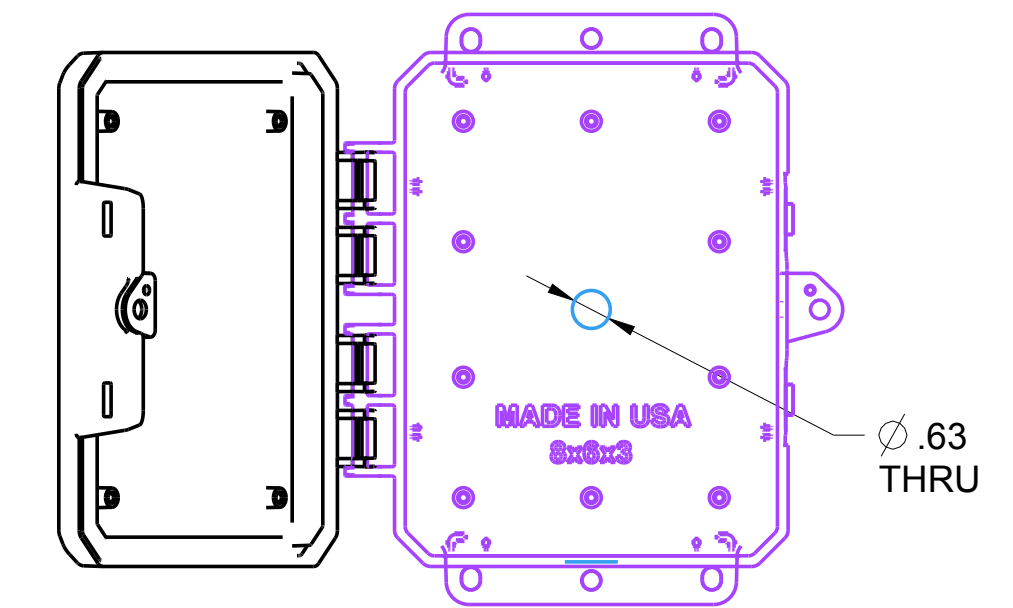
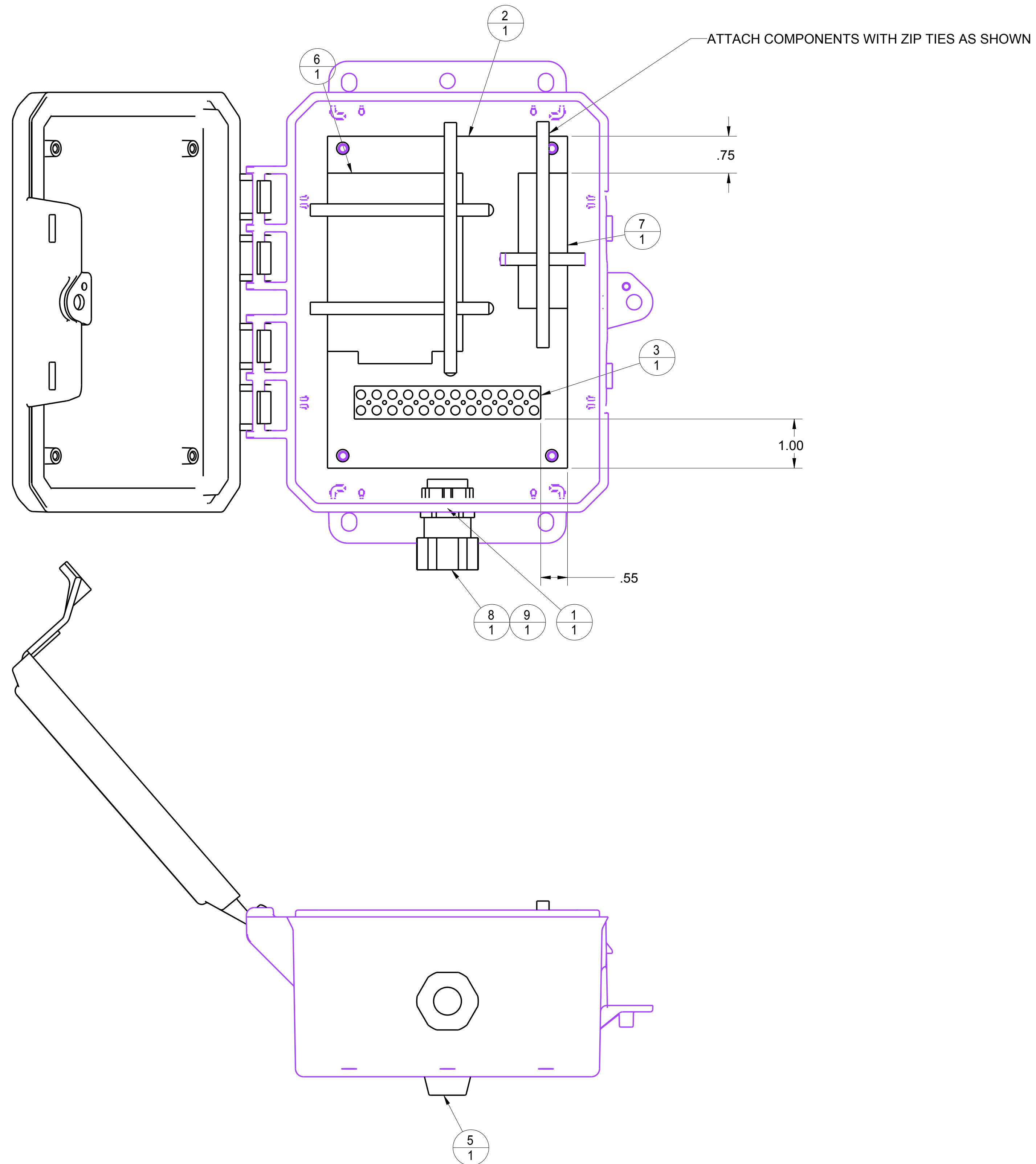
**MEGA** 700 Osuna Rd. N.E. Albuquerque, NM 87125 (505) 345-2661

THIS DRAWING IS THE PROPERTY OF MEGA CORPORATION AND IS TO BE USED ONLY IN REFERENCE TO WORK PROPOSED OR CONTRACTED BY THIS COMPANY. IT SHALL NOT BE USED FOR ANY OTHER PURPOSE WITHOUT THE PRIOR CONSENT OF MEGA CORPORATION.

TOLERANCE: UNLESS OTHERWISE SPECIFIED  
 3 PLACES ± 0.010    2 PLACES ± 0.03    ANGULAR ± 1°

NAME OF JOB: MPT12 REMOTE ACTUATION  
 DRAWING TITLE: ELECTRICAL INSTALL  
 SCALE: NTS    DATE: 5-12-17    DWG. No.: 051834  
 DRAWN BY: DSD    SHEET 1 OF 1

ITEM	PART NO.	PART NAME	QTY	REF NO.	IND. WT.
1	051835-01	ENCLOSURE, MODIFIED	1	308294	DETAIL
2	051835-02	BACKING PLATE, MODIFIED	1	308295	DETAIL
3	303353	TERMINAL STRIP	1		STK
4	305251	CABLE TIE, 12"	5		SPLY
5	305880	CONDENSATION DRAIN, JUNCTION BOX	1		STK
6	308296	SOLAR CHARGE CONTROLLER	1		STK
7	308297	WIRELESS MOTOR DRIVER	1		STK
8	354677	STRAIN RELIEF 1/2" LG.	1		STK
9	355022	LOCKRING NUT 1/2"	1		STK

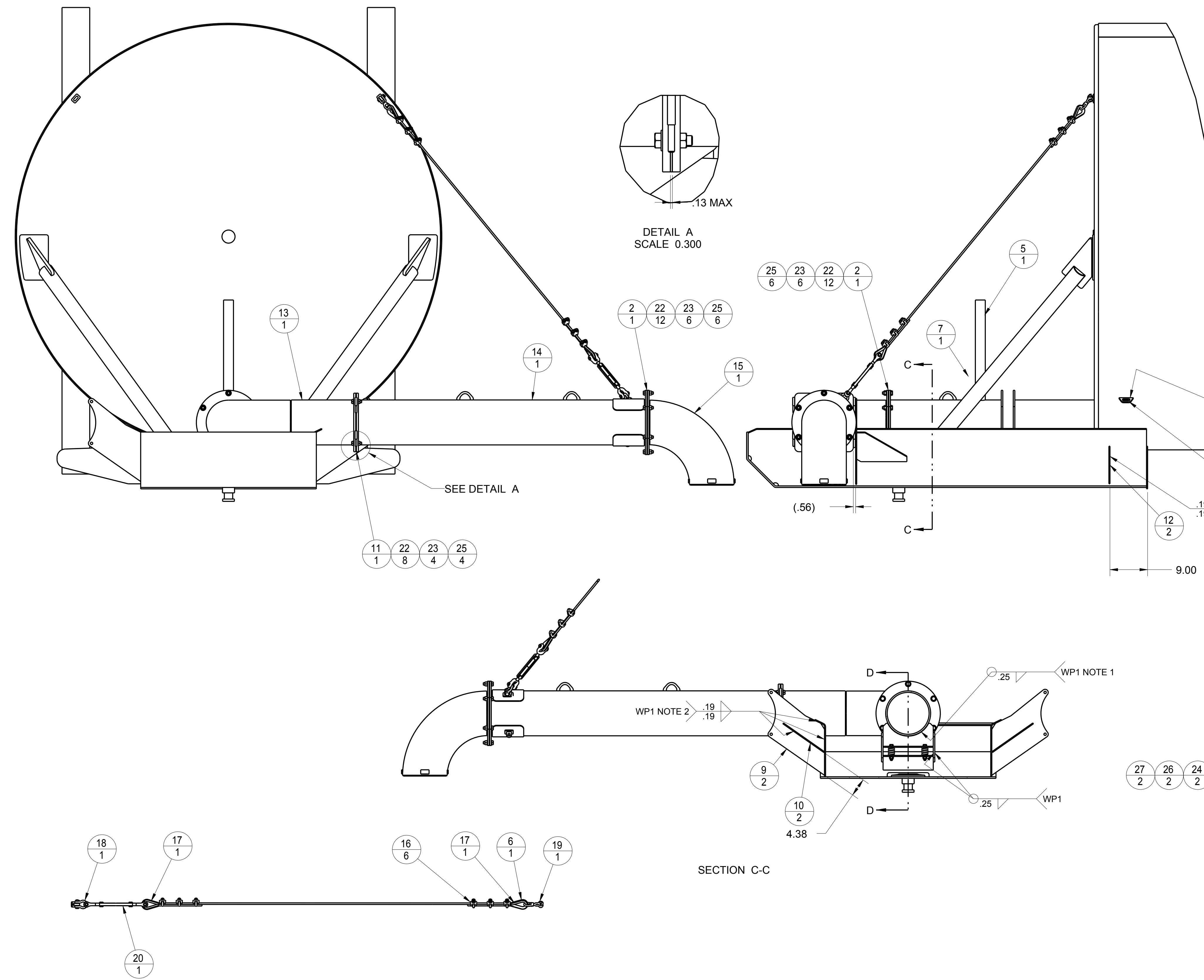


**MEGA CORP.**  
 700 Osuna Rd. N.E.  
 P.O. Box 28146  
 Albuquerque, NM 87125  
 (505) 945-2961

THIS DRAWING IS THE PROPERTY OF MEGA CORPORATION AND IS USED ONLY IN REFERENCE TO WORK PROPOSED OR CONTRACTED BY THIS COMPANY. IT SHALL NOT BE USED FOR ANY OTHER PURPOSE WITHOUT THE PRIOR CONSENT OF MEGA CORPORATION.

TOLERANCE: UNLESS OTHERWISE SPECIFIED		
3 PLACES ± 0.010	2 PLACES ± 0.030	ANGULAR ± 1°
DWG. TITLE: ENCLOSURE ASSEMBLY		
SCALE: NTS	DATE: May-12-17	DWG. NO. 051835
DRAWN BY: DSD	SHEET 1 OF 1	

\*IF EQUIPPED



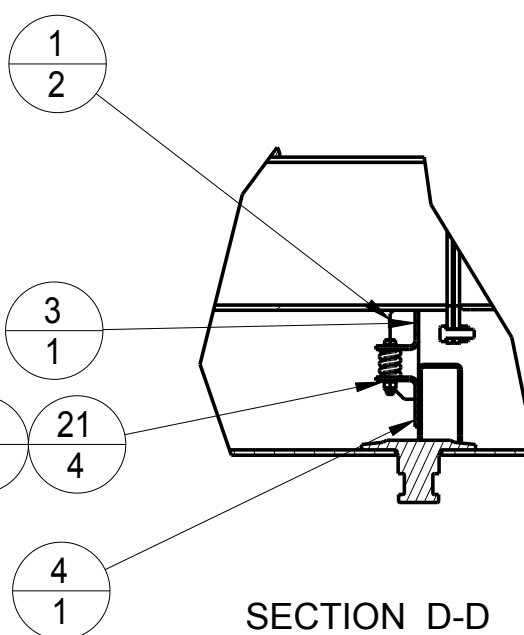
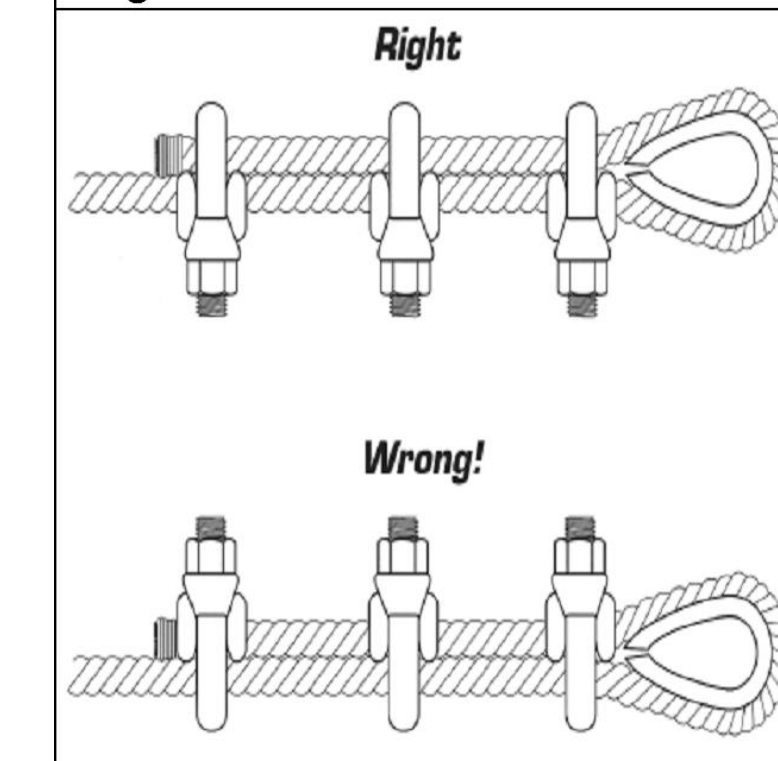
ITEM	PART NO.	PART NAME	QTY	REF NO.	IND. WT.
1	031877	PLATE, A36 .38	2		REF
2	037294	GASKET, NEOPRENE 1/8"	2		REF
3	039873	PLATE, A36 .25	1		REF
4	039874	PLATE, A36 .25	1		REF
5	047019	MPT12 DRAIN PIPE ASSEMBLY	1		REF
6	047024-01	WIRE ROPE, GALV., .38" X 125"	1	306593	STK
7	047166	MPT12 & 20 BFV AND HANDLE INSTALL	1		REF
8	051328-01	PLATE, A36 .38	2		0.3
9	051328-02	PLATE, A36 .25	2		10.1
10	051328-03	PLATE, A36 .25	2		6.6
11	051328-04	GASKET, NEOPRENE 1/8"	1		0.0
12	051328-05	PLATE, A36 .25	2		10.2
13	051329	DISCHARGE PIPE, FIXED	1		REF
14	051330	DISCHARGE PIPE ASM, MOVING	1		REF
15	051356	ELBOW ASM	1		REF
16	306594	WIRE ROPE CLIP, 3/8"	6		STK
17	306596	WIRE ROPE THIMBLE, 3/8"	2		STK
18	306639	ANCHOR SHACKLE, 3/8"	1		STK
19	306640	JAW & EYE SWIVEL, 3/8"	1		STK
20	306641	TURNBUCKLE 5/8X6 JAW&JAW	1		STK
21	350005	WASHER, FLAT 1/2	4		SPLY
22	350006	WASHER, FLAT 5/8	32		SPLY
23	350029	NUT, HEX 5/8-11 UNC	16	350023	SPLY
24	350239	SCREW, CAP 1/2-13 UNC X3.50	2		SPLY
25	350285	SCREW, CAP 5/8-11 UNC X2.00	16	350277	SPLY
26	352677	NUT, LOCK 1/2-13	2	352583	SPLY
27	354591	SPRING, 13/16 ID X 2.50	2	300180	STK

NOTE 1: PRE-ASSEMBLE ITEMS 039879 WITH SPRING. COMPRESS SPRING WITH 1/2" BOLT AND LOCKNUT (ITEMS 350239 & 352677) MAKE THE SPACE 1.94". WELD ITEM 039873 TO 10" PIPE. BE SURE THAT ITEM 039874 IS IN CONTACT WITH ITEM 037275 BEFORE WELDING.

NOTE 2: ASSEMBLE DISCHARGE PIPE AND FIT TO GOOSENECK BEFORE WELDING.

**How to Apply Clips**

1. Turn back the specified amount of rope from the thimble. Apply the first clip one clip width from the dead end of the wire rope (U-bolt over dead end - live end rests in clip saddle). Tighten nuts evenly to recommended torque.
2. Apply the next clip as near to the loop as possible. Turn on nuts firmly but do not tighten.
3. Space additional clips, if required, equally between the first two. Tighten on nuts - take up rope slack - tighten all nuts evenly on all clips to recommended torque.
4. NOTICE! Apply the initial load and retighten nuts to the recommended



COMPONENTS REMOVED FOR CLARITY

REVISIONS			
REV	DESCRIPTION	DATE	ECR
A	ADDED -05	Jan-23-17	DSD
B	ADDED 051356, MOUNTING HARDWARE	Jan-23-17	DSD

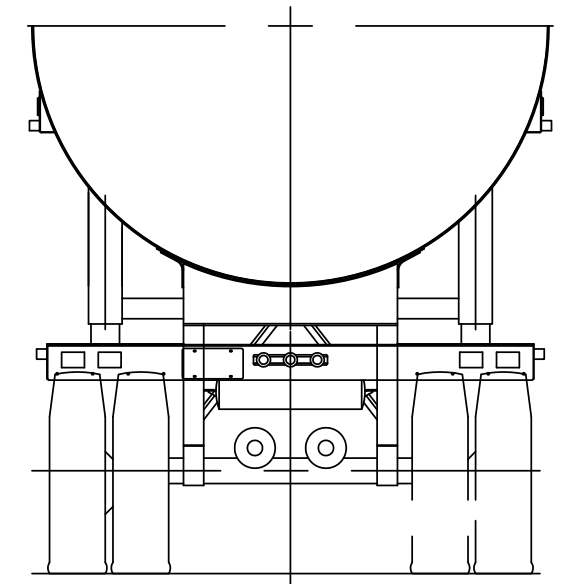
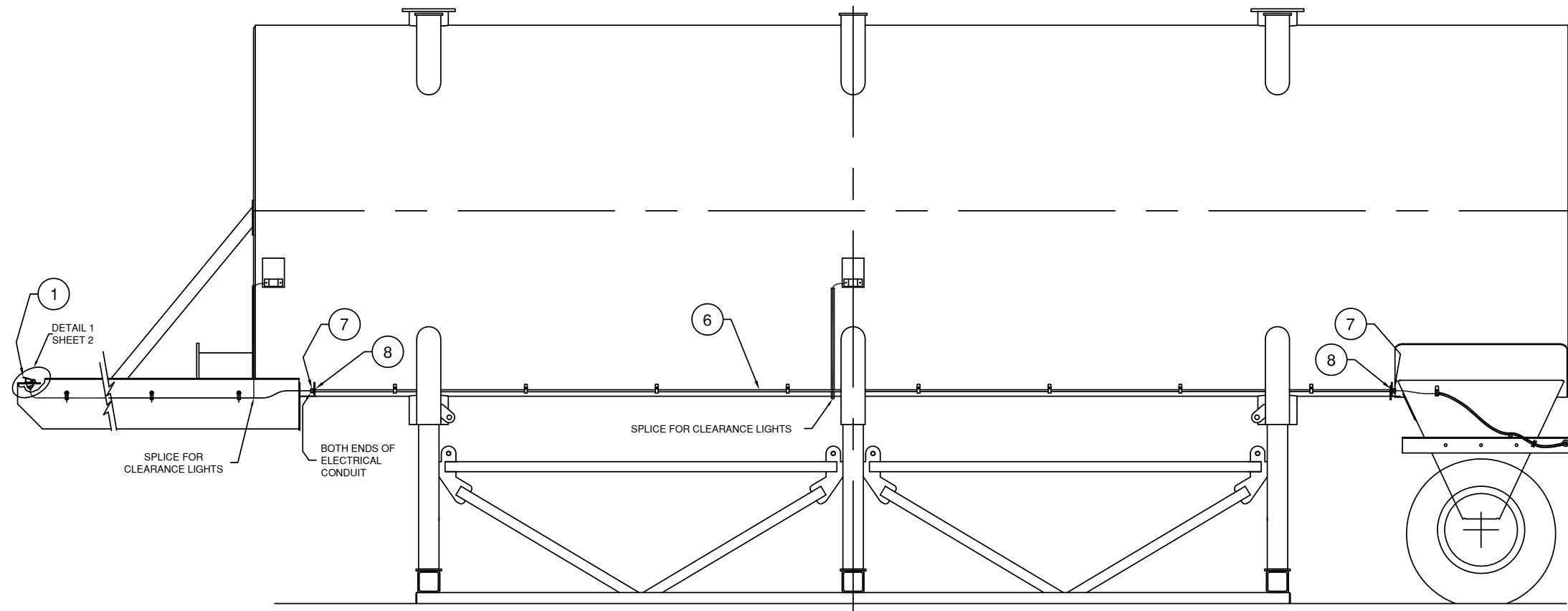
  

TOLERANCE: UNLESS OTHERWISE SPECIFIED		
3 PLACES ± 0.010	2 PLACES ± 0.030	ANGULAR ± 1°
DWG. TITLE: SIDE DISCHARGE ASM, HINGED		DWG. NO. 051328
SCALE: NTS	DATE: Jan-16-17	
DRAWN BY: DSD	SHEET 1 OF 2	

**MEGA CORP.**  
 700 Clarks Rd. N.E.  
 P.O. Box 26149  
 Albuquerque, NM 87125  
 (505) 345-2661

THIS DRAWING IS THE PROPERTY OF MEGA CORPORATION AND IS USED ONLY IN REFERENCE TO WORK PROPOSED OR CONTRACTED BY THIS COMPANY. IT SHALL NOT BE USED FOR ANY OTHER PURPOSE WITHOUT THE PRIOR CONSENT OF MEGA CORPORATION.

ITEM	PART NO.	PART NAME	QTY	REF	WT
1	300345	FEMALE PLUG ASSEMBLY	1		STK
2	300484	WIRE RED/BLK, 14 GA 2 CONDUCTOR			SPLY
3	301794	RUBBER BOOT, SOCKET ELECTRIC	1		STK
4	306373	WIRE TERMINAL, BUTT CONN. SHRINK SLEEVE 16-14GA	8	306373	SPLY
5	306960	WIRE TERMINAL, BUTT CONN. SHRINK SLEEVE 16-14 TO 12-10GA	4	306373	SPLY
6	351141	Ø3/8 NYLON HOSE (SYN FLEX), 40'	1		STK
7	354677	STRAIN RELIEF, ELEC, ALUMINUM, CORD SIZE .312 - .5625	2		STK
8	355022	LOCK RING NUT 1/2" FOR STRAIN RELIEF FITTING	2		STK
9	305434	GROMMET .75ID, 1.63 OD, GROOVE .25 X 1.25Ø	2		STK
10	307073	GROMMET .75ID, 1.63 OD, GROOVE .38 X 1.13Ø	1		STK
11	045811-01	CABLE, 6 CON, 14 AWG X 45'	1	300488	SPLY
12	305161	DEUTSCH PLUG, 6 CON	1		STK
13	305163	LOCK, 6 SOCKET	1		SPLY
14	303380	DEUTSCH PIN, 16-20 AWG	6		SPLY



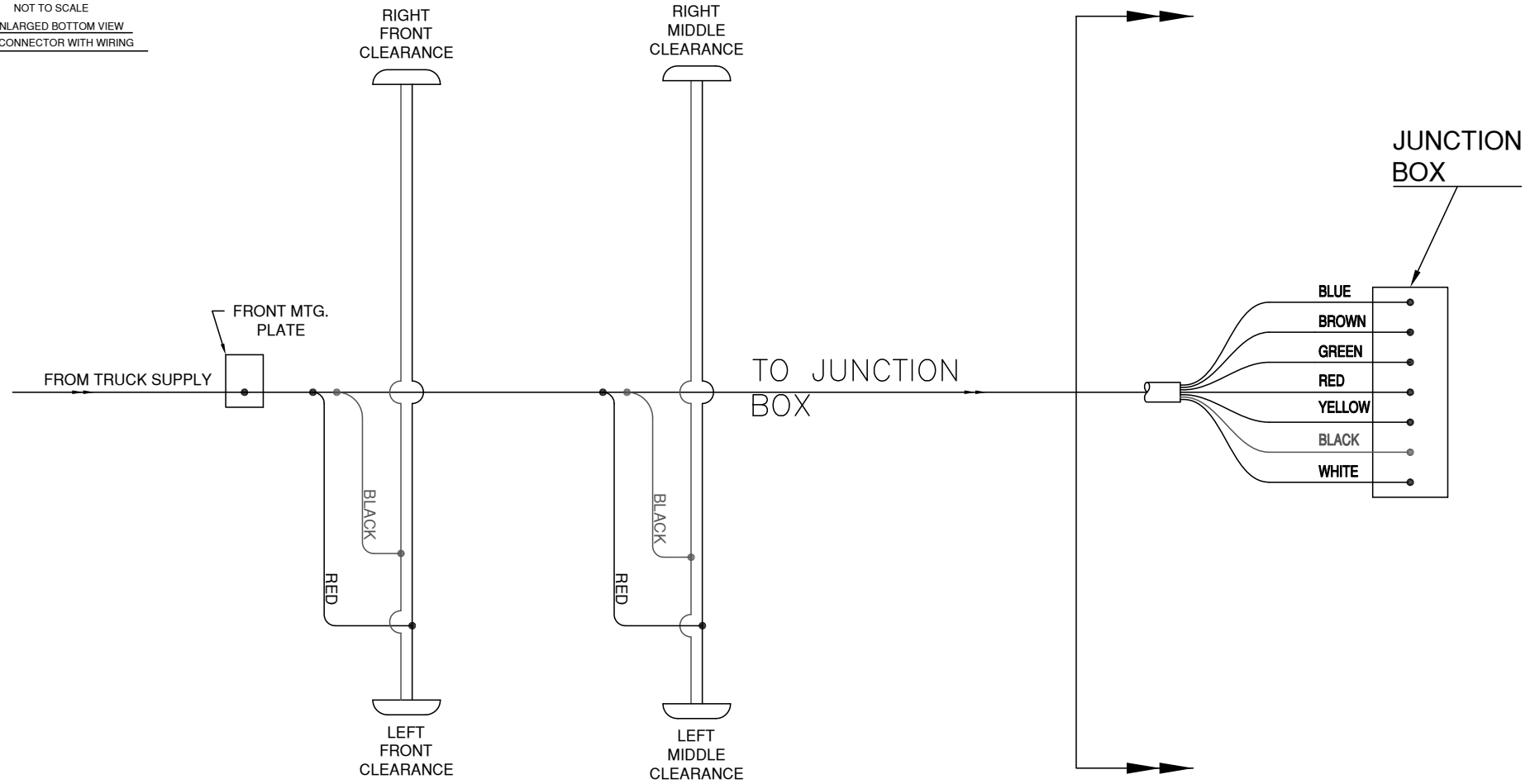
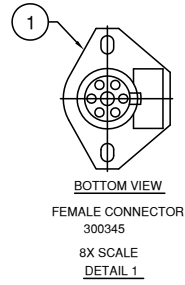
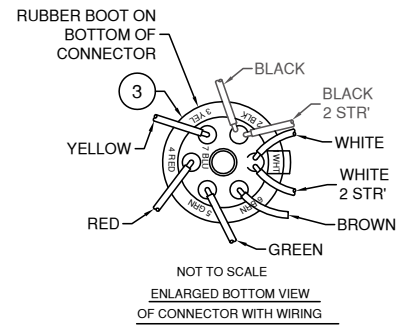
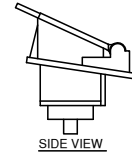
REV	DESCRIPTION	DATE	ECR
A	ADDED 306373, 306960, 354677, & 355022 REMOVED 354647, 354648, 350000, 304737K, & 032576	Oct-24-14	CJD
B	ADDED 305434, AND 307073	Nov-20-14	CJD
C	REMOVED 300486 AND 300488	Jan-29-15	CJD
D	ADDED -01, 305161, 305163, 303380	Mar-24-17	DSD

**MEGA** CORR  
 700 USUNA Rd. NE  
 P.O. Box 26146  
 Albuquerque, NM 87125  
 (505) 345-2661

THIS DRAWING IS THE PROPERTY OF MEGA CORPORATION AND IS USED ONLY IN REFERENCE TO WORK PROPOSED OR CONTRACTED BY THIS COMPANY. IT SHALL NOT BE USED FOR ANY OTHER PURPOSE WITHOUT THE PRIOR CONSENT OF MEGA CORPORATION.

TOLERANCE: UNLESS OTHERWISE SPECIFIED  
 3 PLACES ± 0.010    2 PLACES ± 0.03    ANGULAR ± 1°

DRAWING TITLE: **ELECTRICAL SYSTEM INSTALLATION**  
 SCALE: NONE    DATE: **01-18-12**    DWG. No. **045811**  
 DRAWN BY: **JER**    SHEET **1** OF **2**



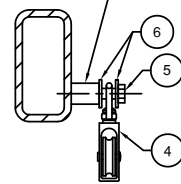
WIRING DIAGRAM

700 USUM R6, NE. P.O. Box 25146 Akron, OH 44315 (330) 345-2661	THIS DRAWING IS THE PROPERTY OF MEGA CORPORATION AND IS USED ONLY IN REFERENCE TO WORK PROPOSED OR CONTRACTED BY THIS COMPANY. IT SHALL NOT BE USED FOR ANY OTHER PURPOSE WITHOUT THE PRIOR CONSENT OF MEGA CORPORATION.	
TOLERANCE: UNLESS OTHERWISE SPECIFIED		
3 PLACES ± 0.010	2 PLACES ± 0.03	ANGULAR ± 1°
DRAWING TITLE: ELECTRICAL SYSTEM INSTALLATION		
SCALE: NONE	DATE: 01-18-12	DWG. No. 045811-2
DRAWN BY: JER	SHEET 2 OF 2	

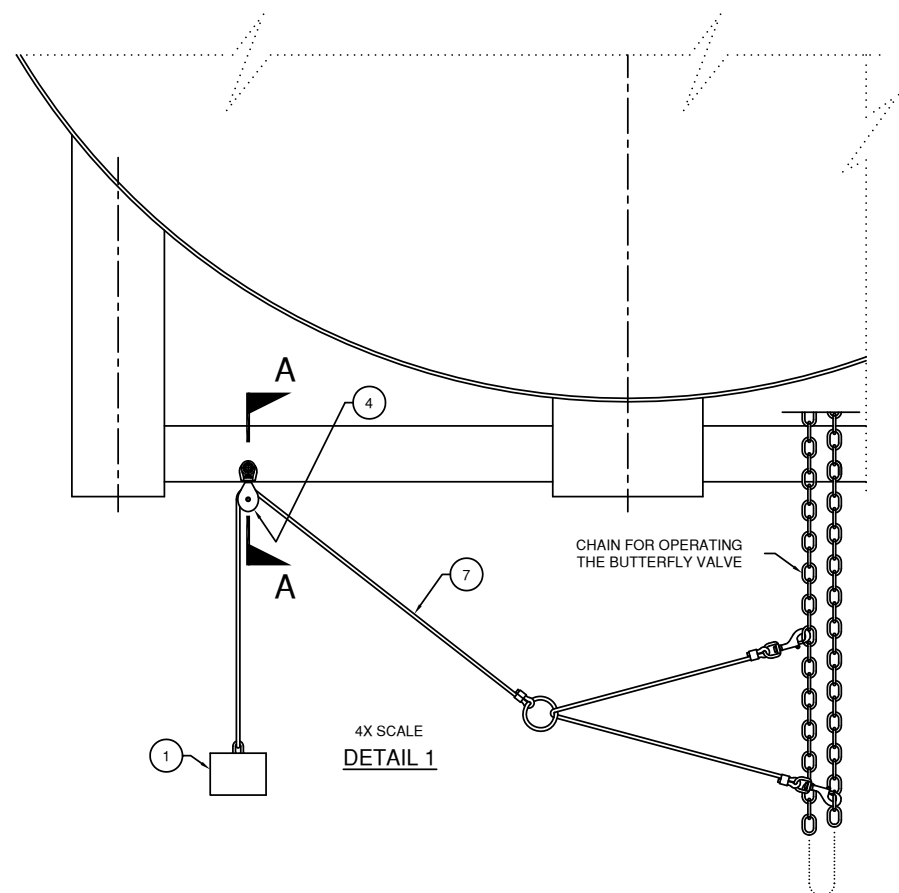
BILL OF MATERIAL

ITEM	Part No.	Description	Qty.	Ref. No.	Wt.
1	034810	COUNTERBALANCE WELDMENT	1		STK
2	354255	HITCH PIN	6		STK
3	354257	LYNCH PIN W/CHAIN	4		STK
4	354276	SWIVEL PULLEY	1		STK
5	350147	C.S. 3/8-16 X 1.50 GR 8	1	350141	STK
6	350003	FLAT WASHER 3/8	2	350000	STK
7	032826	SASH CORD ASSEMBLY	1		STK

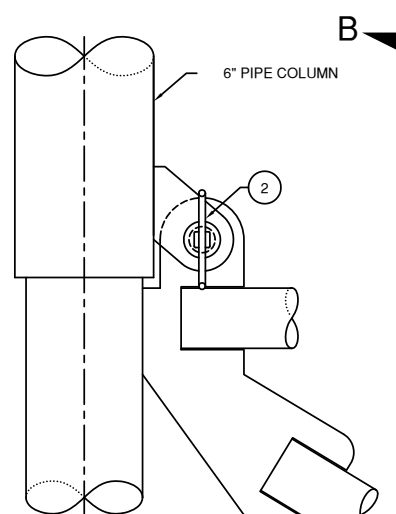
ROUND BOSS SEE DWG 046842 FOR INSTALLATION



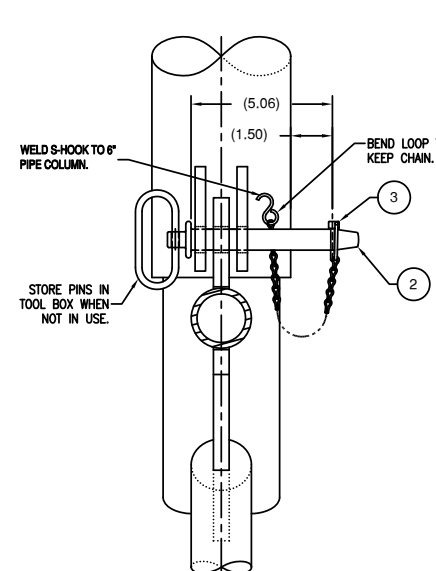
8X SCALE SECTION AA



4X SCALE DETAIL 1

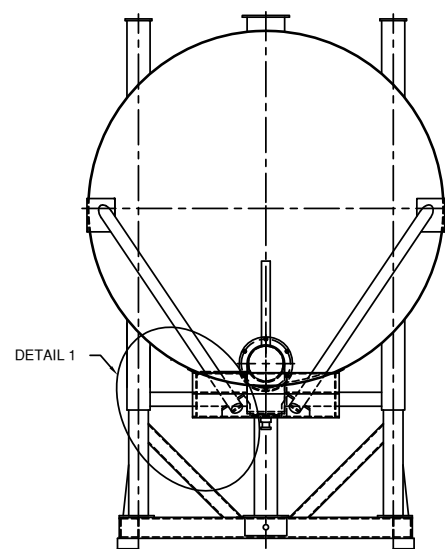


6X SCALE DETAIL 2

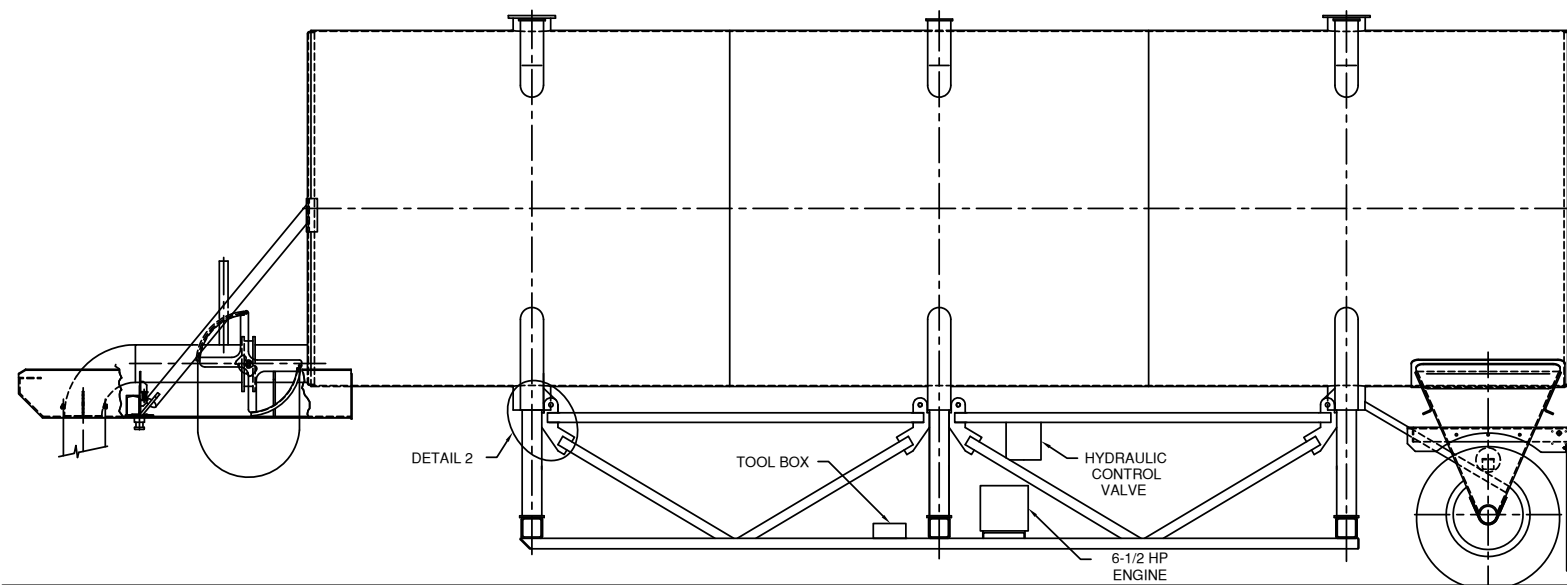


6X SCALE VIEW BB

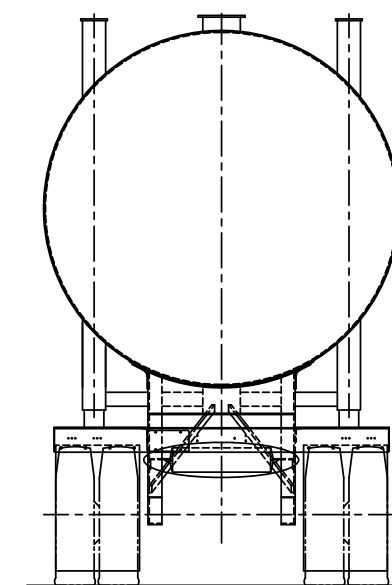
ASSEMBLY INSTRUCTIONS  
ATTACH CHAIN FROM ITEM 354257 TO S-HOOK. WELD S-HOOK TO 6" PIPE APPROXIMATELY AS SHOWN.



FRONT VIEW



SIDE VIEW



REAR VIEW

700 USNA Rd. NE  
P.O. Box 26146  
Albuquerque, NM 87125  
(505) 345-2661

THIS DRAWING IS THE PROPERTY OF MEGA CORPORATION AND IS USED ONLY IN REFERENCE TO WORK PROPOSED OR CONTRACTED BY THIS COMPANY. IT SHALL NOT BE USED FOR ANY OTHER PURPOSE WITHOUT THE PRIOR CONSENT OF MEGA CORPORATION.

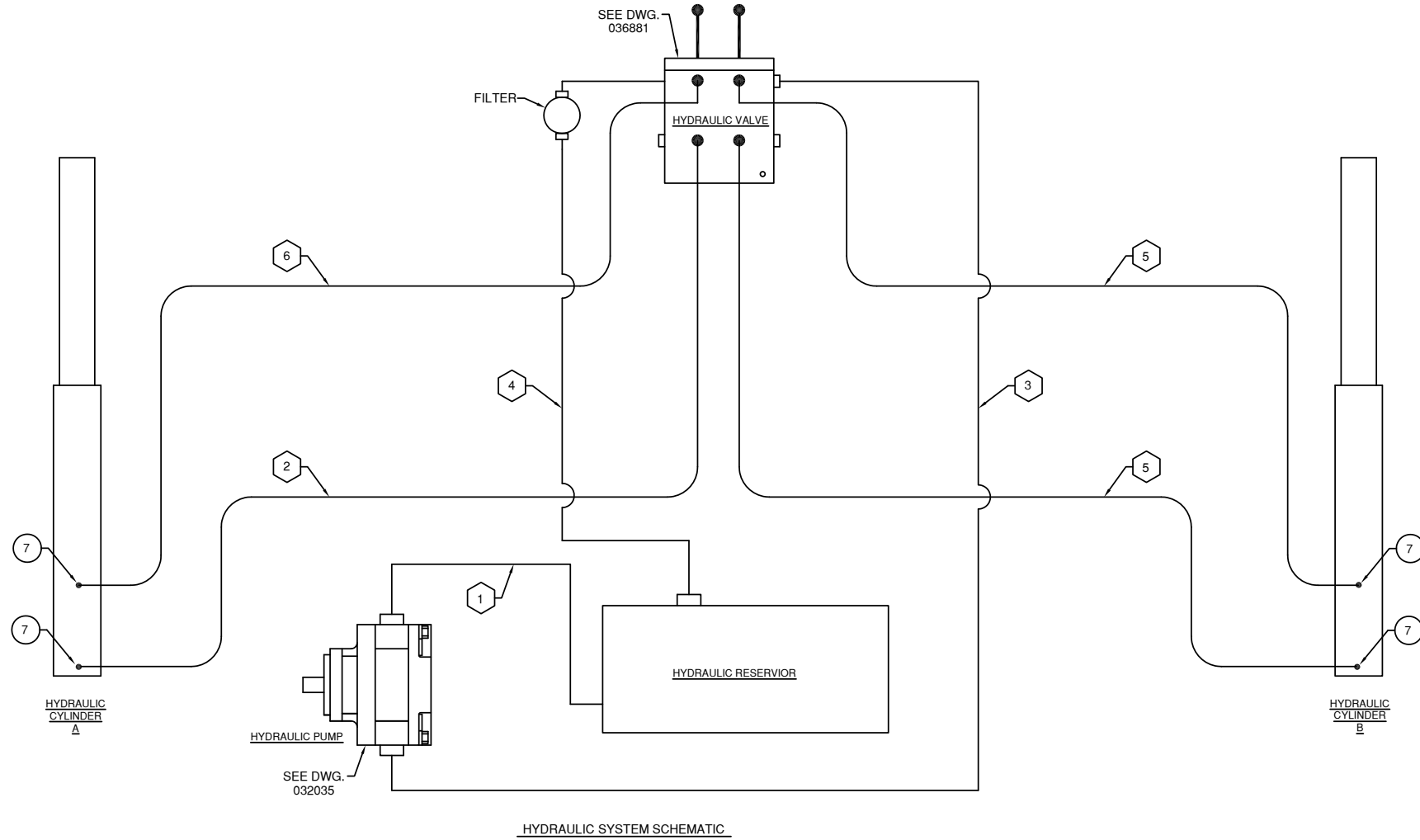
TOLERANCE: UNLESS OTHERWISE SPECIFIED  
3 PLACES ± 0.010    2 PLACES ± 0.03    ANGULAR ± 1°

REVISIONS			
REV	DESCRIPTION	DATE	ECR
A	MPT10 & MPT12 MEI ECR 006	07-09-01	000

DRAWING TITLE: PIN AND HARNESS INSTALLATION		SCALE: NONE	DATE: 12-5-00	DWG. No. 034227
DRAWN BY: RON R.		SHEET 1 OF 1		



ITEM	PART NO.	PART NAME	QTY	REF	WT
1	303753	1/2" I.D. HOSE ASSY X 34.92"	1	034813	STK
2	303754	1/2" I.D. HOSE ASSY X 121.88"	1	034813	STK
3	303755	3/4" I.D. HOSE ASSY X 33.30"	1	034813	STK
4	303756	3/4" I.D. HOSE ASSY X 41.30"	1	034813	STK
5	303757	1/2" I.D. HOSE ASSY X 180.88"	2	034813	STK
6	303796	1/2" I.D. HOSE ASSY X 118.92"	1	034813	STK
7	352612	AERO-202702-8-8S	4	352296	STK



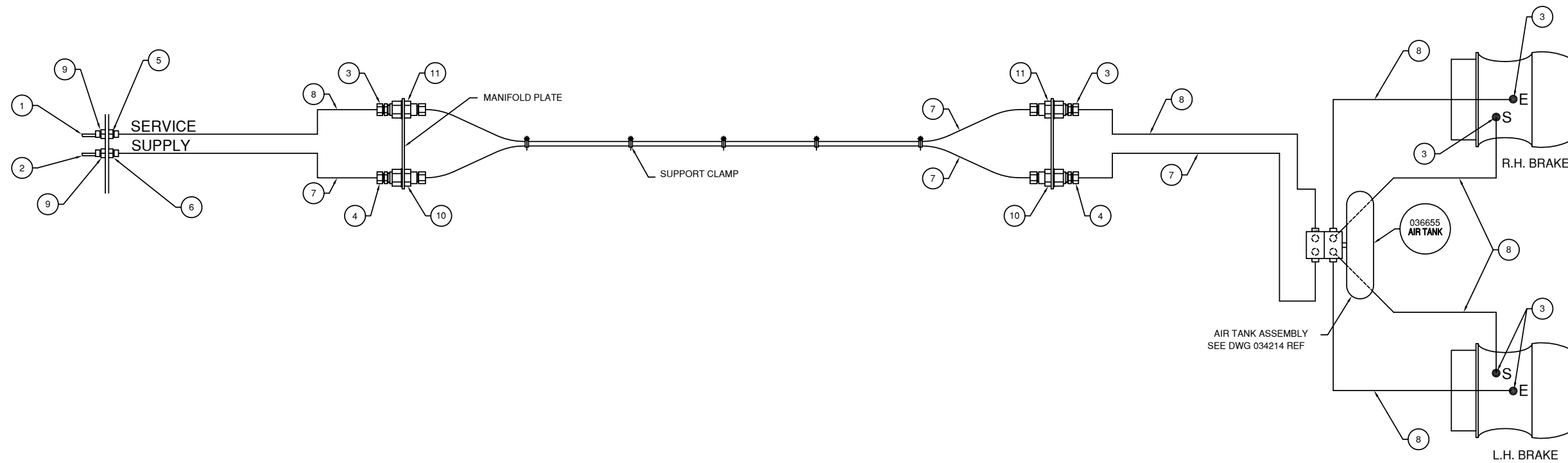
REVISIONS			
REV	DESCRIPTION	DATE	ECR
A	DELETED: CONTROL VALVE CONNECTION DETAIL & PUMP CONNECTION DETAIL & HYDRAULIC HOSE DETAILS. ALL ASSOCIATED PARTS & FITTINGS. CHANGED: BILL OF MATERIAL & RENUMBERED	Oct-17-02	RON R.
B	ADDED: HOSE 6, 303796; CHANGED: ITEM 7 WAS ITEM 6	Nov-07-02	RON R.
C	CHANGED: ITEM 7, 352612 WAS 352310	Oct-17-06	RON R.

		700 OSUNA Rd. N.E. P.O. Box 26546 Albuquerque, NM 87125 (505) 345-2661	THIS DRAWING IS THE PROPERTY OF MEGA CORPORATION AND IS USED ONLY IN REFERENCE TO WORK PROPOSED OR CONTRACTED BY THIS COMPANY. IT SHALL NOT BE USED FOR ANY OTHER PURPOSE WITHOUT THE PRIOR CONSENT OF MEGA CORPORATION.
TOLERANCE: UNLESS OTHERWISE SPECIFIED			
3 PLACES ± 0.010	2 PLACES ± 0.03	ANGULAR ± 1°	
NAME OF JOB: STAND TANK MPT10 & MPT12 ME			
DRAWING TITLE: HYDRAULIC SYSTEM			
SCALE: NTS	DATE: Jul-12-01	DWG. No. 034813	
DRAWN BY: RON R.		SHEET 1 OF 1	

ITEM	PART NO.	PART NAME	QTY	REF NO.	IND.WT.
1	301300	GLAD HAND FITTING	1		STK
2	301301	GLAD HAND FITTING	1		STK
3	351068	AIR FITTING, AF-1468X6X6	6	351062	STK
4	351070	AIR FITTING, AF-1468X8	2	351062	STK
5	351086	AIR FITTING, AF-1469X6X6	1	351079	STK
6	351088	AIR FITTING, AF-1469X8	1	351079	STK
Δ	7	1/2" HOSE, NYLON (SYN FLEX)	1	351139	120'
Δ	8	3/8" HOSE, NYLON (SYN FLEX)	1	351139	70'
9	354258	BULKHEAD FITTING (FN304)	2		STK
10	355290	BULKHEAD FITTING (FN308)	2	354258	STK
11	355291	BULKHEAD FITTING (FN309)	2	354258	STK

Δ NOTE: CUT TO FIT AT ASSEMBLY



REVISIONS			
REV	DESCRIPTION	DATE	ECR
A	ADDED SUPPLY AND RETURN PIPING DETAILS.	Oct-01-02	RON R.
B	CHANGED SCHEMATIC & RENUMBERED BOM. DELETED 302534, 350851, 351086, 351082, 302295, & 352474.	Oct-04-02	RON R.
C	ADDED 036655.	Dec-16-03	RON R.
D	ADDED 351086. CHANGED QTY OF ITEM 1. REPLACED 351088 WITH 351087.	Jan-12-04	RON R.
E	CONVERTED PNEUMATIC PIPING TO ASSEMBLIES ON BOLT-ON DRW.	Mar-24-04	RON R.
F	SEE ECR ST-150.	Jul-25-05	RON R.
G	CHANGED SCHEMATIC & BOM. DELETED 351072, 351066, & 352871. RENUMBERED BOM.	Oct-25-05	RON R.
H	REMOVED 036655.	Jan-29-13	C.D.
I	RENUMBERED BOM.	Aug-14-13	C.D.

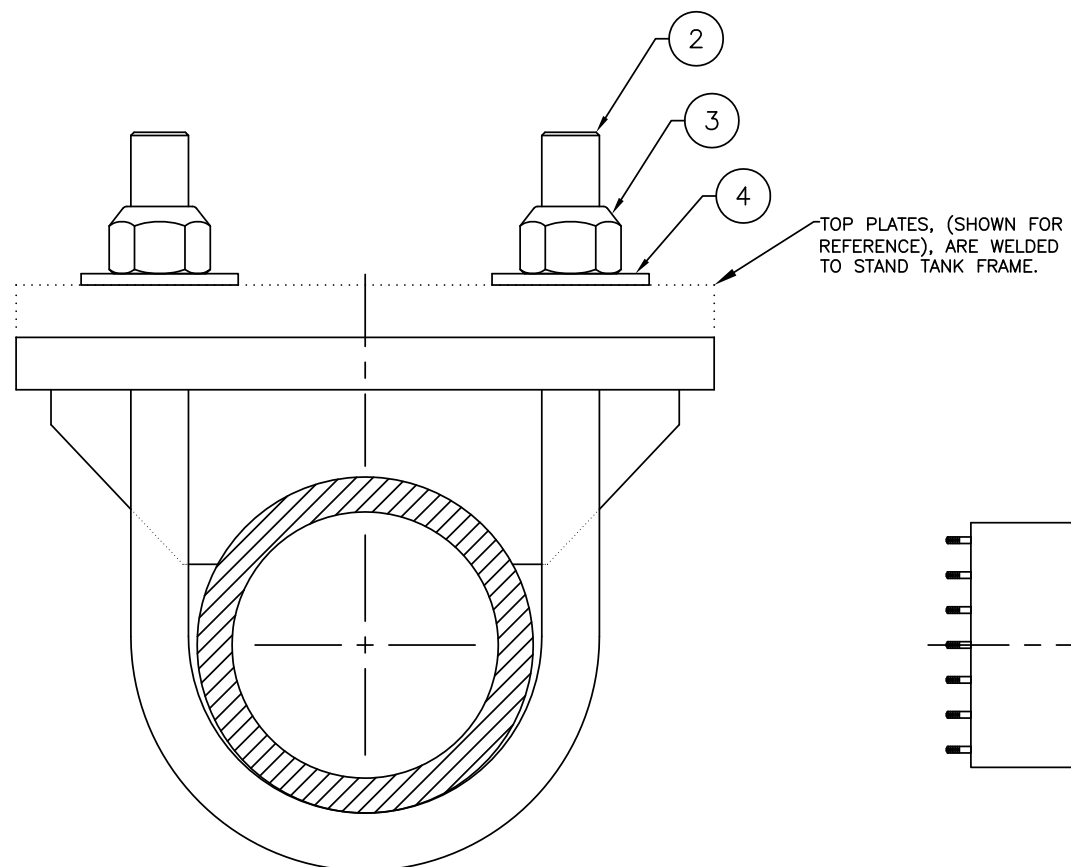


700 USUNA Rd. NE.  
P.O. Box 26146  
Albuquerque, NM 87125  
(505) 345-2661

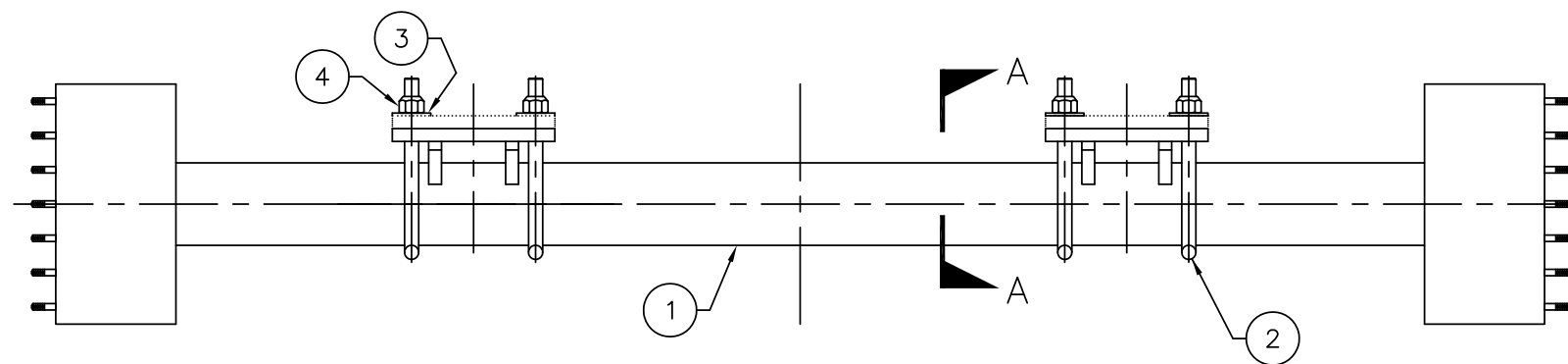
THIS DRAWING IS THE PROPERTY OF MEGA CORPORATION AND IS USED ONLY IN REFERENCE TO WORK PROPOSED OR CONTRACTED BY THIS COMPANY. IT SHALL NOT BE USED FOR ANY OTHER PURPOSE WITHOUT THE PRIOR CONSENT OF MEGA CORPORATION.

TOLERANCE: UNLESS OTHERWISE SPECIFIED		
3 PLACES ± 0.010	2 PLACES ± 0.03	ANGULAR ± 1°
DRAWING TITLE: PNEUMATIC BRAKE SYSTEM		
SCALE: NONE	DATE: 11-30-00	DWG. No. 034224
DRAWN BY: RON R.	SHEET 0F 1	

ITEM	PART NO.	PART NAME	QTY	REF NO.	IND. WT.
1	039846	AXLE MTG BRACKET INSTALL	1		REF
2	355338	AXLE MOUNTING U-BOLTS	4		STK
3	354973	7/8"-14 UNF LOCK NUTS	8		STK
4	353100	7/8" FLAT WASHER A325	8		STK



4X SCALE  
SECTION AA

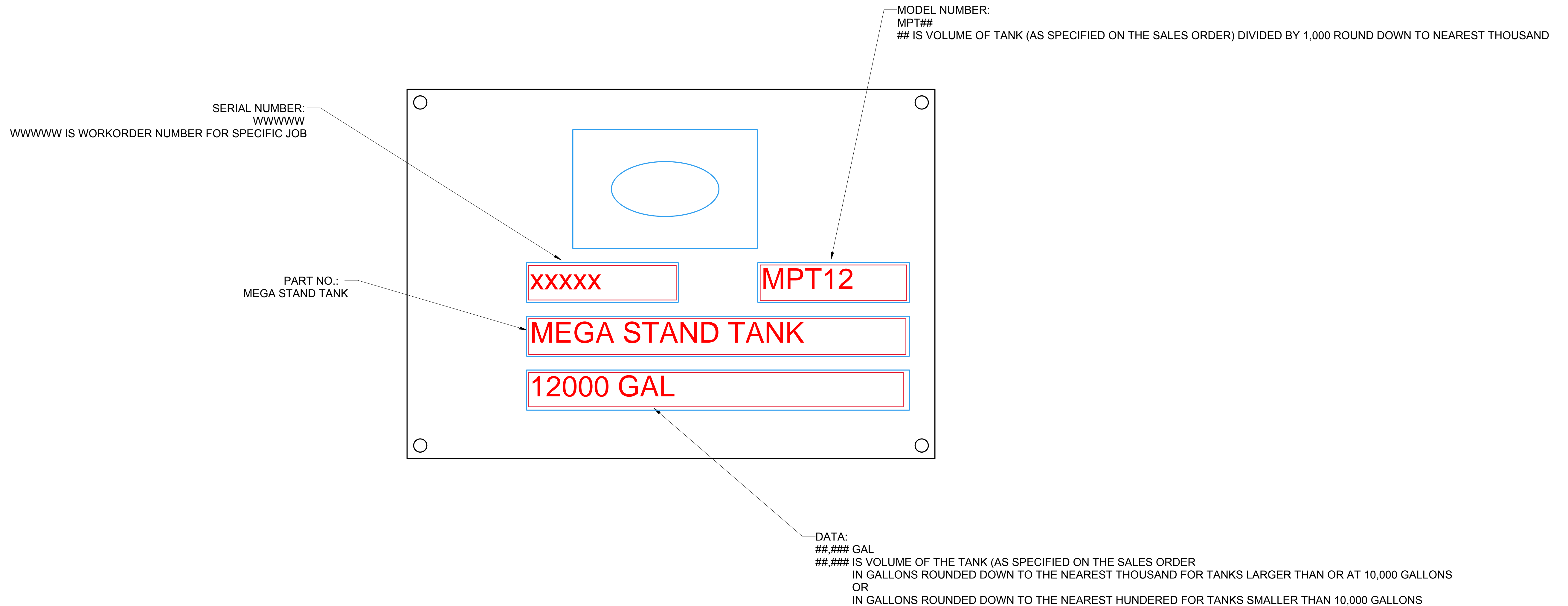



**MEGA** 700 USINA Rd. NE. THIS DRAWING IS THE PROPERTY OF MEGA CORPORATION AND IS USED ONLY IN REFERENCE TO WORK PROPOSED OR CONTRACTED BY THIS COMPANY. IT SHALL NOT BE USED FOR ANY OTHER PURPOSE WITHOUT THE PRIOR CONSENT OF MEGA CORPORATION.  
P.O. Box 26146 Albuquerque, NM 87125 (505) 345-2661

TOLERANCE: UNLESS OTHERWISE SPECIFIED  
3 PLACES ± 0.010 2 PLACES ± 0.03 ANGULAR ± 1°

REVISIONS				DRAWING TITLE: AXLE ASSEMBLY		
REV	DESCRIPTION	DATE	ECR	SCALE:	DATE:	DWG. No.
A	ITEM 039846 WAS REF, ITEM 355338 WAS QTY 8	Sep-10-07	RON R.	NONE	Jul-26-06	040189
B	039846 CHANGED TO REF	Jan-10-14	14005	DRAWN BY: RON R.	SHEET 1 OF 1	

ITEM	PART NO.	PART NAME	QTY	REF NO.	IND. WT.
1	303230	MEGA ID PLATE	1		STK



	700 Osuna Rd. N.E. P.O. Box 26146 Albuquerque, NM 87125 (505) 345-2661		THIS DRAWING IS THE PROPERTY OF MEGA CORPORATION AND IS USED ONLY IN REFERENCE TO WORK PROPOSED OR CONTRACTED BY THIS COMPANY. IT SHALL NOT BE USED FOR ANY OTHER PURPOSE WITHOUT THE PRIOR CONSENT OF MEGA CORPORATION.
	TOLERANCE: UNLESS OTHERWISE SPECIFIED		
3 PLACES ± 0.010		2 PLACES ± 0.030	ANGULAR ± 1°
DWG. TITLE: INSTRUCTION, ID TAG STAMPING			
SCALE: NTS	DATE: Nov-20-17	DWG. NO.	048512
DRAWN BY: TCS	SHEET 1 OF 1		

Appendix A

MPT12

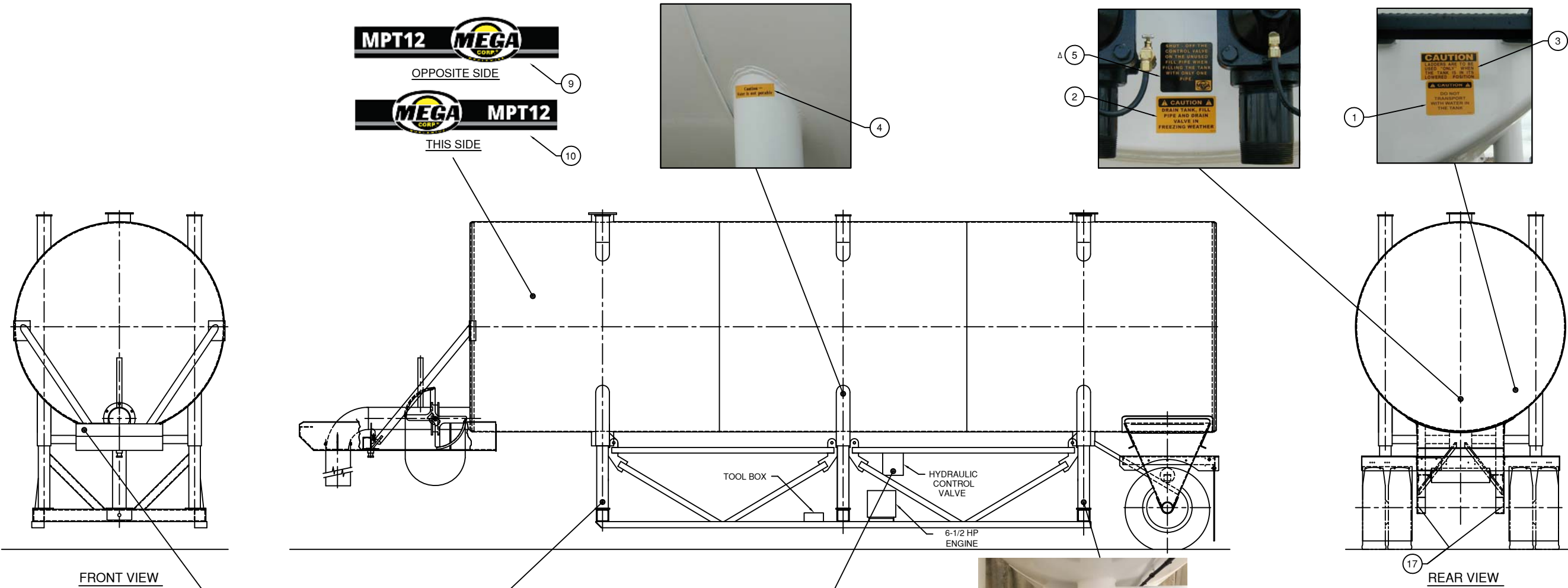
SHIPPING DATA

HEIGHT: 13'-9" (IN LOWERED POSITION)  
 LENGTH: 40'-6"  
 WIDTH: 8'-6"  
 WEIGHT: 21,400 LBS

NOTE  
 Δ FOR TWO FILL PIPE APPLICATION ONLY

ITEM	PART NO.	PART NAME	QTY	REF NO.	IND.WT.
1	354755	DO NOT TRANSPORT	2		STK
2	354757	DRAIN TANK, PIPE, VALVE	1		STK
3	354759	LADDER USED ONLY	1		STK
4	354760	WATER NOT POTABLE	2		STK
5	354761	WHEN FILLING PIPE	1		STK
6	354763	OPERATING INSTRUCTIONS	1		STK
7					
8					
9	307408	MODEL DECAL RH	1		STK
10	307409	MODEL DECAL LH	1		STK
11					
12	355166	NUMBER 1, SMALL	2		STK
13	355167	NUMBER 2, SMALL	2		STK
14					
15					
16					
17	355339	DECAL, U-BOLT TORQUE REQ.	2	355339	STK

DECAL KIT PART NUMBER 355155



FRONT VIEW

REAR VIEW



REV	DESCRIPTION	DATE	ECR	RON R.
A	ADDED 355339	Jan-08		
B	355215 WAS 355073	Jan-18-12	CSB	
C	REMOVED 355215	Apr-07-14	CSB	
D	CHANGE CYLINDER LABELS TO MATCH CONTROLS	Feb-18-15	CSB	
E	DELETED 354764, 355162, 355165, 355168, 355169, 355177 ADDED 307408 & 307409	Mar-23-16	16028	

	700 OSUNA Rd. NE P.O. Box 8646 Albuquerque, NM 87125 (505) 345-2661	THIS DRAWING IS THE PROPERTY OF MEGA CORPORATION AND IS USED ONLY IN REFERENCE TO WORK PROPOSED OR CONTRACTED BY THIS COMPANY. IT SHALL NOT BE USED FOR ANY OTHER PURPOSE WITHOUT THE PRIOR CONSENT OF MEGA CORPORATION.
	TOLERANCE: UNLESS OTHERWISE SPECIFIED 3 PLACES ± 0.010    2 PLACES ± 0.03    ANGULAR ± 1°	
DRAWING TITLE: <b>MPT12 DECAL LOCATIONS</b>		
SCALE: NONE	DATE: Apr-25-05	DWG. No. 036379
DRAWN BY: DE	SHEET 0F 1	